

# AMUNDI INDEX J.P. MORGAN GBI GLOBAL GOVIES - UCITS ETF DR

BOND ■

FACTSHEET

Marketing  
Communication

31/07/2025

## Key Information (Source: Amundi)

Net Asset Value (NAV) : (A) 45.36 (EUR)  
(D) 44.29 (EUR)

NAV and AUM as of : 31/07/2025

Assets Under Management (AUM) :  
4,075.37 (million EUR)

ISIN code : (A) LU1437016204  
(D) LU1737653631

Replication type : Physical

Benchmark :  
J.P. Morgan Government Bond Global All  
Maturities Unhedged en USD

## Objective and Investment Policy

This funds seeks to replicate as closely as possible the performance of the J.P. Morgan Government Bond Index Global (GBI Global) index whether the trend is rising or falling.

## Risk Indicator (Source : Fund Admin)



⚠ The SRI represents the risk and return profile as presented in the Key Information Document (KID). The lowest category does not imply that there is no risk. The SRI is not guaranteed and may change over time. The risk indicator assumes you keep the product for 4 years. The summary risk indicator is a guide to the level of risk of this product compared to other products. It shows how likely it is that the product will lose money because of movement in the markets or because we are not able to pay you.

## Returns (Source: Fund Admin) - Past performance does not predict future returns

### Performances from 14/11/2016 to 31/07/2025 (Source : Fund Admin)



### Cumulative returns\* (Source: Fund Admin)

	YTD	1 month	3 months	1 year	3 years	5 years	Since
Since	31/12/2024	30/06/2025	30/04/2025	31/07/2024	29/07/2022	31/07/2020	14/11/2016
Portfolio	-5.12%	0.55%	-1.94%	-3.01%	-11.82%	-15.40%	-9.26%
Benchmark	-5.01%	0.55%	-1.90%	-2.83%	-11.32%	-14.60%	-7.85%
Spread	-0.11%	0.00%	-0.04%	-0.18%	-0.50%	-0.80%	-1.41%

### Calendar year performance\* (Source: Fund Admin)

	2024	2023	2022	2021	2020	2019	2018	2017	2016	2015
Portfolio	2.61%	0.46%	-12.16%	0.46%	0.46%	7.78%	4.25%	-6.34%	-	-
Benchmark	2.78%	0.50%	-11.79%	0.60%	0.62%	7.97%	4.35%	-6.16%	-	-
Spread	-0.17%	-0.03%	-0.37%	-0.14%	-0.16%	-0.19%	-0.10%	-0.18%	-	-

\* Source : Amundi. The above cover complete periods of 12 months for each calendar year. Past performance is no predictor of current and future results and does not guarantee future yield. Any losses or gains do not take into consideration any costs, commissions and fees incurred by the investor in the issue and buyout of the shares (e.g. taxes, brokerage fees or other commissions deducted by the financial intermediary). If performance is calculated in a currency other than the euro, any losses or gains generated can thereby be affected by exchange rate fluctuations (both upward and downward). The discrepancy accounts for the performance difference between the portfolio and the index.

### Risk indicators (Source: Fund Admin)

	1 year	3 years	Inception to date *
Portfolio volatility	7.73%	6.59%	6.21%
Benchmark volatility	7.73%	6.57%	6.19%
Ex-post Tracking Error	0.03%	0.11%	0.10%
Sharpe ratio	-0.82	-1.15	-0.33

\* Volatility is a statistical indicator that measures an asset's variations around its average value. For example, market variations of +/- 1.5% per day correspond to a volatility of 25% per year. The higher the volatility, the higher the risk. The Tracking Error indicator measures the performance's difference between the fund and the benchmark

## BOND

## Meet the Team

**Stéphanie Pless**

Head of Fixed Income Index Management

**Olivier Chatelot**

Lead Portfolio Manager

## Portfolio Data (Source: Amundi)

## Information (Source: Amundi)

Asset class : **Bond**  
Exposure : **International**

Holdings : **1105**

## Portfolio Indicators (Source: Fund Admin)

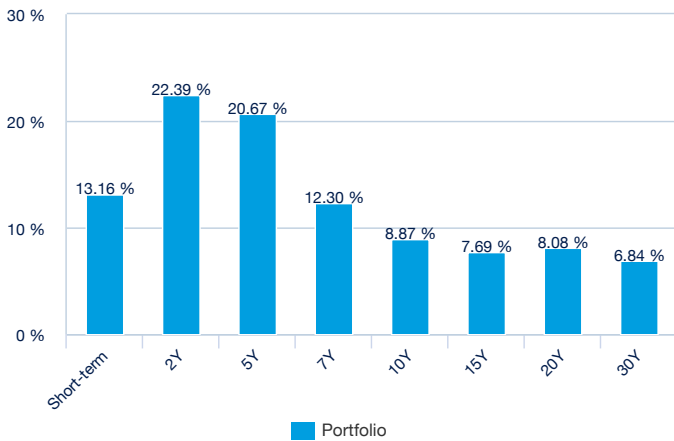
	Portfolio
<b>Modified duration <sup>1</sup></b>	6.51
<b>Average rating <sup>2</sup></b>	A+
<b>Yield To Maturity</b>	3.42%

<sup>1</sup> Modified duration (in points) estimates a bond portfolio's percentage price change for 1% change in yield

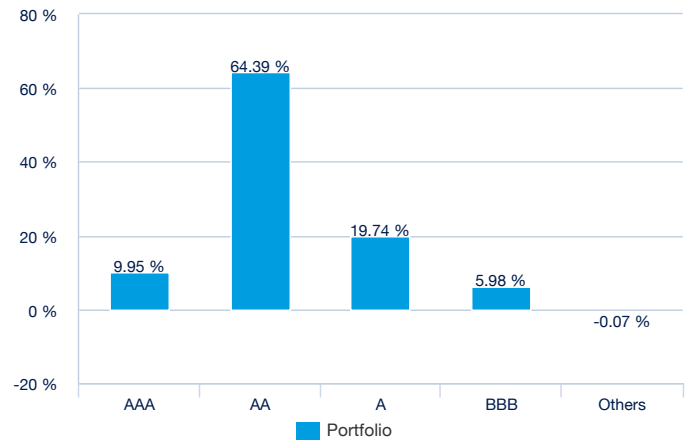
<sup>2</sup> Based on cash bonds and CDS but excludes other types of derivatives

## Portfolio Breakdown (Source: Amundi)

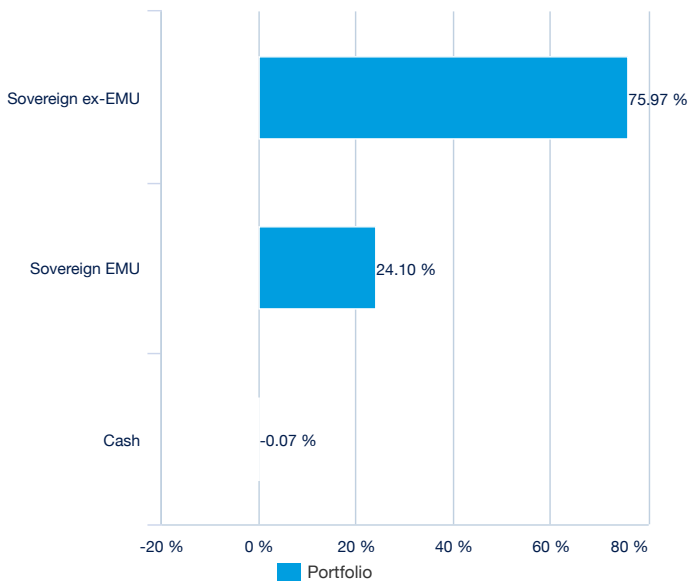
## By maturity (Source: Amundi)



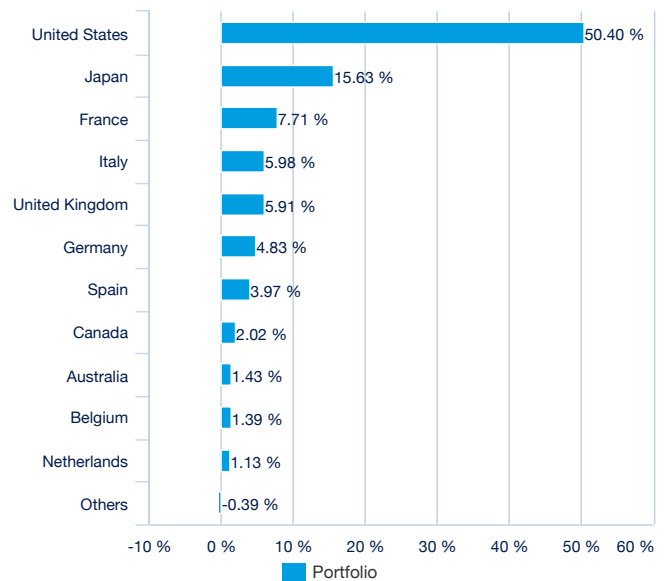
## By rating (source : Amundi)



## By issuer (Source: Amundi)



## By country (source : Amundi)



## BOND

## Principal characteristics (Source : Amundi)

Fund structure	SICAV under Luxembourg law
UCITS compliant	UCITS
Management Company	Amundi Luxembourg SA
Administrator	CACEIS Bank, Luxembourg Branch
Custodian	CACEIS Bank, Luxembourg Branch
Independent auditor	PRICEWATERHOUSECOOPERS LUXEMBOURG
Share-class inception date	29/06/2016
Date of the first NAV	14/11/2016
Share-class reference currency	EUR
Classification	-
Type of shares	(A) Accumulation (D) Distribution
ISIN code	(A) LU1437016204 (D) LU1737653631
Minimum investment to the secondary market	1 Share(s)
Frequency of NAV calculation	Daily
Management fees and other administrative or operating costs	0.20%
Minimum recommended investment period	4 years
Fiscal year end	September
Primary Market Maker	SGCIB

## Listing data (source : Amundi)

Place	Hours	CCY	Mnemo	Bloomberg Ticker	Bloomberg iNAV	Reuters RIC	Reuters iNAV
Nyse Euronext Paris	9:05 - 17:35	EUR	GGOV	GGOV FP	IGGOV	AMGGOV.PA	IGGOVINAV.PA
London Stock Exchange	8:00 - 16:30	GBX	GGOV	GGOV LN	IGGOV	AMNGGOV.L	IGGOVINAV.PA
London Stock Exchange	8:00 - 16:30	USD	GOVU	GOVU LN	-	GOVU.L	-
Borsa Italiana	9:00 - 17:30	EUR	GGOV	GGOV IM	IGGOV	GGOVI.MI	IGGOVINAV.PA
Nyse Euronext Amsterdam	9:05 - 17:35	USD	GGOU	GGOU NA	IGGOU	AMGGOV.AS	IGGOUINAV.PA

## Contact

## ETF Sales contact

France & Luxembourg	+33 (0)1 76 32 65 76
Germany & Austria	+49 (0) 800 111 1928
Italy	+39 02 0065 2965
Switzerland (German)	+41 44 588 99 36
Switzerland (French)	+41 22 316 01 51
United Kingdom	+44 (0) 20 7 074 9598
UNITED KINGDOM (Instit)	+44 (0) 800 260 5644
Netherlands	+31 20 794 04 79
Nordic countries	+46 8 5348 2271
Hong Kong	+65 64 39 93 50
Spain	+34 914 36 72 45

## ETF Capital Markets contact

Téléphone	+33 (0)1 76 32 19 93
Bloomberg IB Chat	Capital Markets Amundi ETF Capital Markets Amundi HK ETF

## ETF Market Makers contact

SG CIB	+33 (0)1 42 13 38 63
BNP Paribas	+44 (0) 207 595 1844

## Amundi contact

**Amundi ETF**  
90 bd Pasteur  
CS 21564  
75 730 Paris Cedex 15 - France  
**Hotline :** +33 (0)1 76 32 47 74  
info-ett@amundi.com



## Index Providers

## Important information

The information in this document is intended solely for institutional investors, professional, qualified or specialised investors and financial intermediaries. It is not intended for distribution to the general public, retail customers and private clients of any jurisdiction or those qualified as 'US Persons'. Moreover, all recipients in the European Union must qualify as "Professional" investors as defined by Directive 2004/39/EC of 21 April 2004 on Markets in Financial Instruments ("MIFID") or by each local legislation and in the case of Switzerland as a "Qualified Investor" within the meaning of the Swiss federal law on collective investments. This document shall not, under any circumstance, be sent within the European Union to non "Professional" investors as defined by the MIFID or, in Switzerland, to those investors which are not defined as "qualified investors" in the applicable law and regulations. Representative: CACEIS Bank, Paris, Nyon Branch / Switzerland, 35 route de Signy, 1260 Nyon, Switzerland (formerly "CACEIS Bank Luxembourg, Luxembourg, Nyon Branch", Switzerland. Paying agent: CA Indosuez (Suisse) S.A., 4 quai General Guisan, 1204 Geneva.

This document is designed exclusively for institutional, professional, qualified or sophisticated investors and distributors. It is not meant for the general public or private clients of any jurisdiction or those qualified as 'US Persons'. Approved investors in regard to the European Union are those which are defined as "Professional" investors in Directive 2004/39/EC of 21 April 2004 "MiFID" or, as the case may be, as defined under each local legislation and, insofar as the offer in Switzerland is concerned, "qualified investors" as set forth in the federal Law on Collective Investments (LPCC), the Ordinance on collective investments of 22 November 2006 (OPCC) and the FINMA 08/8 Circular regarding the legislation on collective investments of 20 November 2008. This document shall not, under any circumstance, be sent within the European Union to non "Professional" investors as defined by the MFI or under each local legislation, or in Switzerland to those investors which are not defined as "qualified investors" in the applicable law and regulations.