

Amundi CAC 40 ESG UCITS ETF

FACTSHEET

Marketing
Communication

31/03/2026

EQUITY ■

Key Information (Source: Amundi)

Net Asset Value (NAV) : (A) 132.16 (EUR)
(D) 76.59 (EUR)

NAV and AUM as of : 31/03/2026

Assets Under Management (AUM) :
628.44 (million EUR)

ISIN code : (A) LU1681046931
(D) LU1681047079

Replication type : Physical

Benchmark : 100% CAC 40 ESG

Objective and Investment Policy

AMUNDI CAC 40 ESG - UCITS ETF DR seeks to replicate as closely as possible the performance of the CAC 40 ESG Index (Net Total Return Index), whether the trend is rising or falling. This ETF enables investors to benefit from an exposure to the 40 leading stocks on the French market demonstrating strong Environmental, Social and Governance practices out of the CAC Large 60 index in order to deliver a reduced weighted carbon footprint and improved green-to-brown ratio. In addition, are excluded companies involved in controversial weapons, civilian firearms, thermal coal mining, coal fuelled power generation, Tar sand and oil and tobacco. Each constituent is weighted according to the free float-adjusted market capitalization with a 10% cap. For further information, please also refer to the KIID and the fund prospectus.

Risk Indicator (Source : Fund Admin)



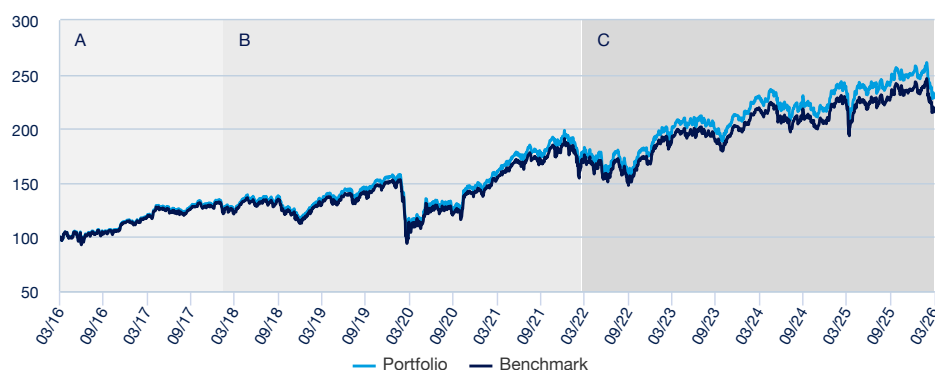
Lower Risk

Higher Risk

The SRI represents the risk and return profile as presented in the Key Information Document (KID). The lowest category does not imply that there is no risk. The SRI is not guaranteed and may change over time. The risk indicator assumes you keep the product for 5 years. The summary risk indicator is a guide to the level of risk of this product compared to other products. It shows how likely it is that the product will lose money because of movement in the markets or because we are not able to pay you.

Returns (Source: Fund Admin) - Past performance does not predict future returns

Performances from 31/03/2016 to 31/03/2026 (Source : Fund Admin)



A : Based on the performance as from the launch date until the absorption date of the French Fund "AMUNDI ETF CAC 40 UCITS ETF DR" managed by Amundi Asset Management and absorbed by "AMUNDI CAC 40" on 14/02/2018.

B : Performance of the Sub-Fund since the date of its launch

C : Since this date, the sub fund will move his benchmark from CAC 40 to CAC 40 ESG

Cumulative returns* (Source: Fund Admin)

	YTD	1 month	3 months	1 year	3 years	5 years	Since
Since	31/12/2025	27/02/2026	31/12/2025	31/03/2025	31/03/2023	31/03/2021	28/02/2003
Portfolio	-7.81%	-11.04%	-7.81%	0.76%	14.63%	44.52%	456.43%
Benchmark	-7.76%	-11.02%	-7.76%	0.30%	12.96%	41.22%	403.24%
Spread	-0.06%	-0.02%	-0.06%	0.47%	1.67%	3.30%	53.18%

Calendar year performance* (Source: Fund Admin)

	2025	2024	2023	2022	2021	2020	2019	2018	2017	2016
Portfolio	14.60%	3.34%	21.17%	-9.08%	31.61%	-5.15%	30.19%	-8.21%	12.51%	8.63%
Benchmark	14.06%	2.82%	20.55%	-9.54%	31.07%	-5.57%	29.24%	-8.88%	11.69%	7.67%
Spread	0.54%	0.51%	0.62%	0.46%	0.53%	0.42%	0.95%	0.67%	0.82%	0.96%

* Source : Amundi. The above cover complete periods of 12 months for each calendar year. **Past performance is no predictor of current and future results and does not guarantee future yield**. Any losses or gains do not take into consideration any costs, commissions and fees incurred by the investor in the issue and buyout of the shares (e.g. taxes, brokerage fees or other commissions deducted by the financial intermediary). If performance is calculated in a currency other than the euro, any losses or gains generated can thereby be affected by exchange rate fluctuations (both upward and downward). The discrepancy accounts for the performance difference between the portfolio and the index.

Risk indicators (Source: Fund Admin)

	1 year	3 years	Inception to date *
Portfolio volatility	17.51%	15.32%	19.96%
Benchmark volatility	17.48%	15.33%	19.97%
Ex-post Tracking Error	0.28%	0.27%	0.26%
Sharpe ratio	-0.25	0.07	0.33

* Volatility is a statistical indicator that measures an asset's variations around its average value. For example, market variations of +/- 1.5% per day correspond to a volatility of 25% per year. The higher the volatility, the higher the risk. The Tracking Error indicator measures the performance's difference between the fund and the benchmark

EQUITY


Meet the Team



Lionel Brafman
Head of the Index & Multistategies team



Isabelle Lafargue
Head of Index & Multistategies Management – Regional Funds



Christophe Neves
Co-Portfolio Manager

Index Data (Source : Amundi)

Description of the Index

CAC 40 ESG Index is an equity index representative of the top 40 companies demonstrating strong Environmental, Social and Governance practices within the CAC Large 60 Index (Parent Index) representing the 60 leading stocks on the Paris stock market. The Index aims to deliver a reduced weighted carbon footprint and improved green-to-brown ratio compared to its Parent Index.

Information (Source: Amundi)

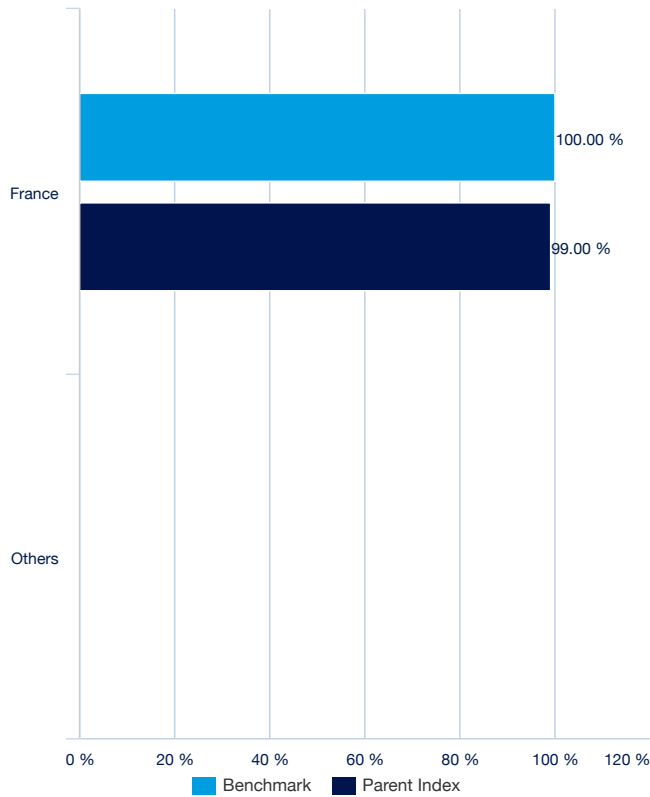
Asset class : **Equity**
Exposure : **Europe**
Benchmark index currency : **EUR**
Holdings : **38**

Top 10 benchmark holdings (source : Amundi)

	% of assets (Index)	% assets (Parent index)
SCHNEIDER ELECT SE	9.06%	7.17%
LVMH MOET HENNESSY LOUIS VUI	7.22%	6.33%
SANOFI - PARIS	6.72%	5.21%
AIR LIQUIDE SA	6.00%	5.57%
AIRBUS SE	5.92%	5.16%
L OREAL (PARIS)	5.57%	4.60%
BNP PARIBAS	5.38%	4.74%
SAFRAN SA	5.16%	4.76%
AXA SA	4.32%	3.90%
ESSILORLUXOTTICA	4.07%	3.50%
Total	59.42%	50.95%

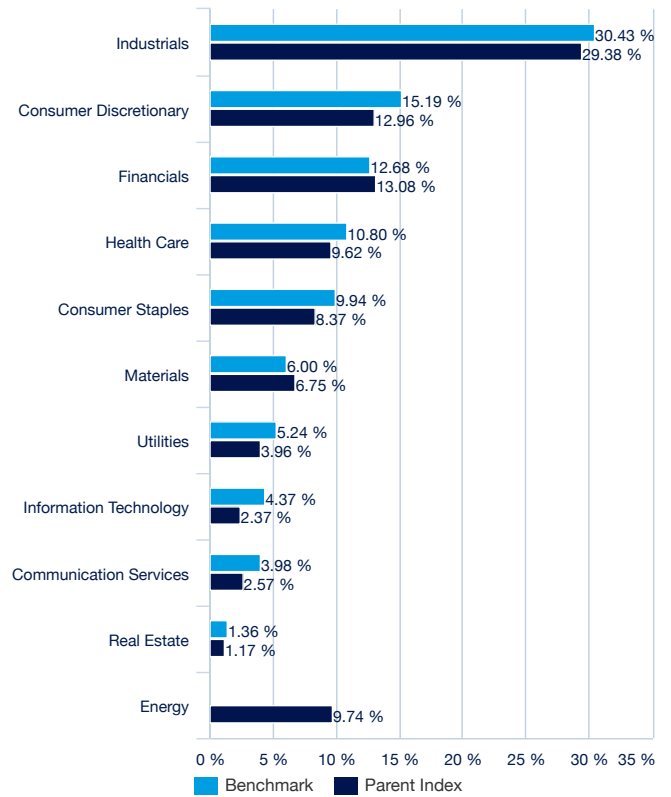
Parent index : **CAC LARGE 60**

Geographical breakdown (for illustrative purposes only - Source: Amundi)



Parent index : **CAC LARGE 60**

Benchmark Sector breakdown (for illustrative purposes only - Source : Amundi)



Parent index : **CAC LARGE 60**

EQUITY ■

Socially Responsible Investment (SRI)

The SRI expresses sustainable development objectives in investment decisions by adding Environmental, Social and Governance (ESG) criteria in addition to the traditional financial criteria.

SRI thus aims to balance economic performance and social and environmental impact by financing companies and public entities which contribute to sustainable development whatever their business sector. By influencing the governance and behaviour of stakeholders, SRI promotes a responsible economy.

Evaluation by ESG criteria (Source: Amundi)

	Index	Parent index
Overall Rating	7.36	7.14
Environment	6.97	6.77
Social	4.85	4.89
Governance	6.57	6.41

Parent index : **CAC LARGE 60**

ESG criteria

The criteria are extra-financial criteria used to assess the Environmental, Social and Governance practices of companies.

Environmental, Social, and Governance risks and opportunities are posed by large scale trends (e.g. climate change, resource scarcity, demographic shifts) as well as by the nature of the company's operations.

Scores are on a 0-10 scale, with 10 being the best.

"E" for Environment (Climate Change, Natural Resources, Pollution & Waste and Environmental Opportunities)

"S" for Social (Human Capital, Product Liability, Stakeholder Opposition and Social Opportunities)

"G" for Governance (Corporate Governance and Corporate Behavior)

Source: Raw ESG data for companies are provided by MSCI

Carbon footprint

Carbon footprint: carbon emissions per euro million invested

Total carbon portfolio footprint (Index/Parent index) : **Index 70.93 Parent Index 141.26**

Carbon footprint

This indicator measures the portfolio's carbon emissions in metric tonnes of carbon equivalent (tCO2e) per euro million invested. This is an indicator of the emissions generated by investment in this portfolio.

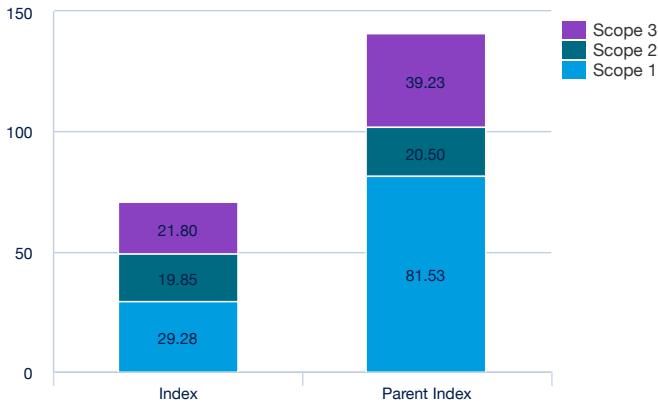
Definition of scopes :

- **Scope 1** : all emissions that arise directly from sources that are owned or controlled by the company.

- **Scope 2** : all indirect emissions generated by the purchase or production of electricity, steam or heat.

- **Scope 3** : All other indirect emissions, upstream and downstream of the value chain. For reasons of data robustness, Amundi has chosen to use emissions from activities upstream of Scope 3 - Source: Trucost EEI-O model (input/output model extended to the Trucost environment).

Source : The carbon emissions data is supplied by Trucost. It corresponds to companies' annual emissions expressed in tCO2e, which covers the six greenhouse gases defined in the Kyoto protocol whose emissions are converted into global warming potential (GWP) in CO2 equivalent.



Parent index : **CAC LARGE 60**

EQUITY ■

Principal characteristics (Source : Amundi)

Fund structure	SICAV under Luxembourg law
UCITS compliant	UCITS
Management Company	Amundi Luxembourg SA
Administrator	CACEIS Bank, Luxembourg Branch
Custodian	CACEIS Bank, Luxembourg Branch
Independent auditor	DELOITTE AUDIT
Share-class inception date	14/02/2018
Date of the first NAV	28/02/2003
Share-class reference currency	EUR
Classification	-
Type of shares	(A) Accumulation (D) Distribution
ISIN code	(A) LU1681046931 (D) LU1681047079
Minimum investment to the secondary market	1 Share(s)
Frequency of NAV calculation	Daily
Management fees and other administrative or operating costs	0.25%
Minimum recommended investment period	5 years
Fiscal year end	September
Primary Market Maker	BNP Paribas

Listing data (source : Amundi)

Place	CCY	Bloomberg Ticker	Bloomberg iNAV	Reuters RIC	Reuters iNAV
Six Swiss Exchange	EUR	C40 SW	INC40	C40.S	INC40=BNPP
Deutsche Boerse (Xetra)	EUR	GC40 GY	INC40	GC40.DE	INC40=BNPP
Euronext Paris	EUR	C40 FP	INC40	C40.PA	INC40=BNPP
Bolsa Mexicana de Valores	MXN	C40N MM	-	-	-
Euronext Milan	EUR	C40 IM	INC40	C40.MI	INC40=BNPP

Contact

ETF Sales contact

France & Luxembourg	+33 (0)1 76 32 65 76
Germany & Austria	+49 (0) 800 111 1928
Italy	+39 02 0065 2965
Switzerland (German)	+41 44 588 99 36
Switzerland (French)	+41 22 316 01 51
United Kingdom	+44 (0) 20 7 074 9598
United Kingdom (Instit)	+44 (0) 800 260 5644
Netherlands	+31 20 794 04 79
Nordic countries	+46 8 5348 2271
Hong Kong	+65 64 39 93 50
Spain	+34 914 36 72 45

ETF Capital Markets contact

Téléphone	+33 (0)1 76 32 19 93
Bloomberg IB Chat	Capital Markets Amundi ETF Capital Markets Amundi HK ETF

ETF Market Makers contact

BNP Paribas	+33 (0)1 40 14 60 01
Kepler Cheuvreux	+33 (0)1 53 65 35 25

Amundi contact

Amundi ETF
90 bd Pasteur
CS 21564
75 730 Paris Cedex 15 - France
Hotline : +33 (0)1 76 32 47 74
info-etf@amundi.com

Index Providers

Important information

The Sub-Fund has been authorised for distribution to non-qualified investors in or from Switzerland by FINMA. Representative : CACEIS Bank, Paris, Branch of Nyon/Swiss, 35 route de Signy, 1260 Nyon, Switzerland (in the past "CACEIS Bank Luxembourg, Luxembourg, Branch of Nyon", Switzerland. Paying agent: CA Indosuez (Suisse) S.A., 4 quai General Guisan, 1204 Geneva. Subscriptions in the Sub-Funds will only be accepted on the basis of the SICAV's latest prospectus and Key Investor Information Document (KIID), its latest annual and semi-annual reports and its articles of incorporation that may be obtained, free of charge, at the registered office of the Swiss Representative. Past performance is not a guarantee or a reliable indicator for current or future performance and returns. The performance data do not take account of the commissions and costs incurred on the issue and redemption of units. The date of the data in this document is that indicated at the top of the document, unless otherwise stated.

Certain information ©2021 MSCI ESG Research LLC. Reproduced by permission. Although Amundi information providers, including without limitation, MSCI ESG Research LLC and its affiliates (the "ESG Parties"), obtain information (the "Information") from sources they consider reliable, none of the ESG Parties warrants or guarantees the originality, accuracy and/or completeness, of any data herein and expressly disclaim all express or implied warranties, including those of merchantability and fitness for a particular purpose. The Information may only be used for your internal use, may not be reproduced or disseminated in any form and may not be used as a basis for, or a component of, any financial instruments or products or indices. Further, none of the Information can in and of itself be used to determine which securities to buy or sell or when to buy or sell them. None of the ESG Parties shall have any liability for any errors or omissions in connection with any data herein, or any liability for any direct, indirect, special, punitive, consequential or any other damages (including lost profits) even if notified of the possibility of such damages.