

As of 31 October 2025

# Invesco Global Buyback Achievers UCITS ETF Dist

**BUYB**

## Fund objective

The Invesco Global Buyback Achievers UCITS ETF Dist aims to provide the net total return performance of the NASDAQ Global Buyback Achievers Index (USD) ("the Reference Index"), less the impact of fees. The fund distributes dividends on a quarterly basis.

**An investment in this fund is an acquisition of units in a passively managed, index tracking fund rather than in the underlying assets owned by the fund.**

## ETF information

|                             |                                             |
|-----------------------------|---------------------------------------------|
| Fund launch date            | 24 October 2014                             |
| Share class launch date     | 24 October 2014                             |
| Ongoing charge <sup>1</sup> | 0.39% p.a.                                  |
| Fund base currency          | USD                                         |
| Share class currency        | USD                                         |
| Currency hedged             | No                                          |
| Index                       | NASDAQ Global Buyback Achievers Index (USD) |
| Index currency              | USD                                         |
| Index Bloomberg ticker      | DRBGN                                       |
| Replication method          | Physical                                    |
| UCITS compliant             | Yes                                         |
| Umbrella fund               | Invesco Markets III plc                     |
| Investment manager          | Invesco Capital Management LLC              |
| Domicile                    | Ireland                                     |
| Dividend treatment          | Distributing                                |
| Dividend schedule           | Quarterly                                   |
| ISIN code                   | IE00BLSNMW37                                |
| WKN                         | A114UD                                      |
| VALOR                       | 24464708                                    |
| SEDOL                       | BM4NQQ6                                     |
| Bloomberg ticker            | BUYB LN                                     |
| Fund size                   | USD 118.23m                                 |
| NAV per share               | USD 65.06                                   |
| Shares in issue             | 1,817,180                                   |
| Distribution yield          | 1.88%                                       |
| SFDR classification         | Article 6                                   |

## Risk indicator



The Risk Indicator is subject to change and is correct based on the data available at the time of publication.

<sup>1</sup> Ongoing charge includes management fee, custody and administration costs but excludes transaction costs. Costs may increase or decrease as result of currency and exchange rate fluctuations. Consult the legal documents for further information on costs.

## Investment risks

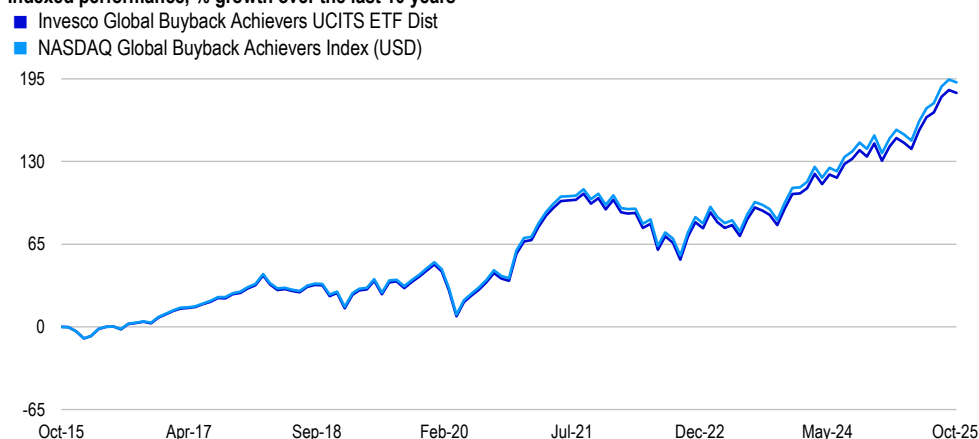
For complete information on risks, refer to the legal documents. The value of investments, and any income from them, will fluctuate. This may partly be the result of changes in exchange rates. Investors may not get back the full amount invested. The Fund may be exposed to the risk of the borrower defaulting on its obligation to return the securities at the end of the loan period and of being unable to sell the collateral provided to it if the borrower defaults. The value of equities and equity-related securities can be affected by a number of factors including the activities and results of the issuer and general and regional economic and market conditions. This may result in fluctuations in the value of the Fund. The Fund's performance may be adversely affected by variations in the exchange rates between the base currency of the Fund and the currencies to which the Fund is exposed.

## About the index

The Reference Index is comprised of securities from the NASDAQ US Buyback Achievers™ Index (comprised of corporations that have effected a net reduction in shares outstanding of 5% or more in the trailing twelve months) and from the NASDAQ International BuyBack Achievers™ Index (comprised of non-US corporations that have effected a net reduction in shares outstanding of 5% or more in their latest fiscal year).

**Past performance does not predict future returns.**

## Indexed performance, % growth over the last 10 years



## Cumulative performance as at 31 October 2025 (%)

|       | 1Y    | 3Y    | 5Y     | 10Y    | Fund inception |
|-------|-------|-------|--------|--------|----------------|
| ETF   | 21.45 | 66.20 | 108.32 | 184.04 | 212.11         |
| Index | 21.79 | 67.62 | 111.19 | 192.26 | 223.17         |

## Calendar year performance (%)

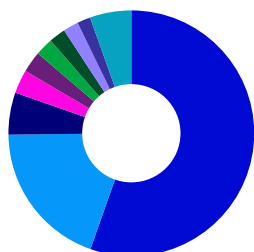
|       | 2024  | 2023  | 2022   | 2021  | 2020  | 2019  | 2018   | 2017  | 2016  | 2015 |
|-------|-------|-------|--------|-------|-------|-------|--------|-------|-------|------|
| ETF   | 12.83 | 15.18 | -11.23 | 19.48 | 12.25 | 29.95 | -13.66 | 20.89 | 13.82 | 1.33 |
| Index | 13.12 | 15.35 | -10.83 | 19.71 | 12.67 | 30.25 | -13.50 | 21.24 | 14.30 | 1.82 |

## Standardised rolling 12 month performance (%)

|       | 10.24 | 10.23 | 10.22 | 10.21  | 10.20 | 10.19 | 10.18 | 10.17 | 10.16 | 10.15 |
|-------|-------|-------|-------|--------|-------|-------|-------|-------|-------|-------|
| ETF   | 10.25 | 10.24 | 10.23 | 10.22  | 10.21 | 10.20 | 10.19 | 10.18 | 10.17 | 10.16 |
| ETF   | 21.45 | 29.91 | 5.34  | -15.00 | 47.47 | -2.21 | 12.19 | -2.00 | 23.25 | 2.89  |
| Index | 21.79 | 30.29 | 5.63  | -14.79 | 47.85 | -1.89 | 12.46 | -1.80 | 23.70 | 3.26  |

Source: Invesco, Bloomberg L.P., FactSet. Index/Benchmark performance is shown in the index/benchmark currency. ETF performance shown is calculated with reference to the Net Asset Value, inclusive of net reinvested income and net of ongoing charges and portfolio transaction costs, in USD. The figures do not reflect the actual share price, the impact of the bid/offer spread or broker commissions. Returns may increase or decrease as a result of currency fluctuations. ETF NAV performance differs from that of the index due to the ongoing charges and portfolio transaction costs and due to the fact that the ETF does not necessarily always hold all the securities in the index in their respective weighting. This ETF does not charge an entry fee.

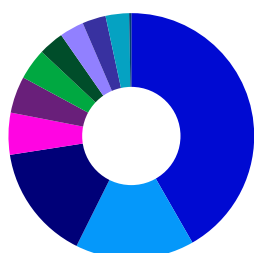
## Geographic allocation (%)



|                |      |
|----------------|------|
| United States  | 55.4 |
| United Kingdom | 19.4 |
| Japan          | 5.5  |
| Italy          | 3.1  |
| Netherlands    | 2.8  |
| Canada         | 2.3  |
| China          | 2.2  |
| Singapore      | 2.0  |
| Ireland        | 1.7  |
| Others         | 5.5  |

Source: Invesco, as at 31 Oct 2025

## Sector allocation (%)



|                        |      |
|------------------------|------|
| Financials             | 41.7 |
| Energy                 | 15.6 |
| Consumer discretionary | 15.2 |
| Health care            | 5.5  |
| Industrials            | 4.8  |
| Materials              | 4.1  |
| Consumer staples       | 3.3  |
| Communication services | 3.2  |
| Utilities              | 3.1  |
| Information technology | 3.1  |
| Real estate            | 0.3  |

Source: Invesco, as at 31 Oct 2025

| Top exposures (%) | (Total holdings: 328) |
|-------------------|-----------------------|
| Name              | Weight                |
| HSBC              | 5.28                  |
| Goldman Sachs     | 5.28                  |
| Chevron           | 5.22                  |
| Wells Fargo       | 5.14                  |
| Shell             | 5.06                  |
| UniCredit         | 2.38                  |
| BP                | 2.20                  |
| DBS               | 2.01                  |
| CRH               | 1.90                  |
| HCA Healthcare    | 1.87                  |

Source: Invesco, as at 31 Oct 2025

Please see [etf.invesco.com](http://etf.invesco.com) for ETP holdings information. Holdings are subject to change.

## Important information

This marketing communication is for consumer use in Ireland and Switzerland only, and for professional investors in Belgium, Denmark, Finland, France, Italy, Luxembourg, the Netherlands, Norway, Portugal, Spain, Sweden and Qualified Clients/Sophisticated Investors in Israel; in Singapore for Institutional Investors only and for financial intermediaries in the United States.

By accepting this material, you consent to communicate with us in English, unless you inform us otherwise.

For information on our funds and the relevant risks, refer to the Key Information Documents/Key Investor Information Documents (local languages) and Prospectus (English), and the financial reports, available from [www.invesco.eu](http://www.invesco.eu). A summary of investor rights is available in English from [www.invescomanagementcompany.ie](http://www.invescomanagementcompany.ie). The management company may terminate marketing arrangements.

This is marketing material and not financial advice. It is not intended as a recommendation to buy or sell any particular asset class, security or strategy. Regulatory requirements that require impartiality of investment/investment strategy recommendations are therefore not applicable nor are any prohibitions to trade before publication.

UCITS ETF's units / shares purchased on the secondary market cannot usually be sold directly back to UCITS ETF. Investors must buy and sell units / shares on a secondary market with the assistance of an intermediary (e.g. a stockbroker) and may incur fees for doing so. In addition, investors may pay more than the current net asset value when buying units / shares and may receive less than the current net asset value when selling them.

Nasdaq® is a registered trademark of NASDAQ, Inc. (which with its affiliates is referred to as the "Corporations") and is licensed for use by Invesco. BuyBack Achievers™ is a trademark of Mergent, Inc. and has also been licensed for use for certain purposes by Invesco. The Product(s) have not been passed on by the Corporations or Mergent as to their legality or suitability. The Product(s) are not issued, endorsed, sold, or promoted by the Corporations or Mergent. THE CORPORATIONS MAKE NO WARRANTIES AND BEAR NO LIABILITY WITH RESPECT TO THE PRODUCT(S).

For the full objectives and investment policy please consult the current prospectus.

The ESG information is for illustrative purposes only. Providing this information is not indicative of how or whether ESG factors will be integrated into a fund. Unless otherwise stated in the legal offering documents ESG integration does not change a Fund's investment objective or constrain the Fund's investable universe.

No action has been taken or will be taken in Israel that would permit a public offering of the Fund or distribution of this document to the public. This Fund has not been approved by the Israel Securities Authority (the ISA). The Fund shall only be sold in Israel to an investor of the type listed in the First Schedule to the Israeli Securities Law, 1968, who in each case have provided written confirmation that they qualify as Sophisticated Investors, and that they are aware of the consequences of such designation and agree thereto and further that the Fund is being purchased for its own account and not for the purpose of re-sale or distribution other than, in the case of an offeree which is an Sophisticated Investor, where such offeree is purchasing product for another party which is an Sophisticated Investor. This document may not be reproduced or used for any other purpose, nor be furnished to any other person other than those to whom copies have been sent. Nothing in this document should be considered investment advice or investment marketing as defined in the Regulation of Investment Advice, Investment Marketing and Portfolio Management Law, 1995 ("the Investment Advice Law"). Neither Invesco Ltd. nor its subsidiaries are licensed under the Investment Advice Law, nor does it carry the insurance as required of a licensee thereunder. This document does not constitute an offer to sell or solicitation of an offer to buy any securities or fund units other than the fund offered hereby, nor does it constitute an offer to sell to or solicitation of an offer to buy from any person in any state or other jurisdiction in which such offer or solicitation would be unlawful, or in which the person making such offer or solicitation is not qualified to do so, or to a person to whom it is unlawful to make such offer or solicitation.

The publication of the supplement in Italy does not imply any judgment by CONSOB on an investment in a product. The list of products listed in Italy, and the offering documents for and the supplement of each product are available: (i) at [etf.invesco.com](http://etf.invesco.com) (along with the audited annual report and the unaudited half-year reports); and (ii) on the website of the Italian Stock Exchange [borsaitaliana.it](http://borsaitaliana.it).

This product is offered in Belgium under the Public Offer Exemption. This material is intended only for professional investors and may not be used for any other purpose nor passed on to any other investor in Belgium.

The representative and paying agent in Switzerland is BNP PARIBAS, Paris, Zurich Branch, Selnaustrasse 16 8002 Zürich. The Prospectus, Key Information Document, financial reports and articles of incorporation may be obtained free of charge from the Representative. The ETFs are domiciled in Ireland.

This advertisement has not been reviewed by the Monetary Authority of Singapore. This document is provided to Institutional Investors only in Singapore. Not for further distribution. The strategy or strategies mentioned in this document (if any) may be adopted by a fund or different funds. This document has not been registered as a prospectus with the Monetary Authority of Singapore. Accordingly, this document and any other document or material in connection with the offer or sale, or invitation for subscription or purchase, of the fund(s) mentioned in the document (the "Fund(s)") (if any) may not be circulated or distributed, nor may the Fund(s) be offered or sold, or be made the subject of an invitation for subscription or purchase, whether directly or indirectly, to persons in Singapore other than (i) to an institutional investor under Section 304 of the Securities and Futures Act, Chapter 289 of Singapore (the "SFA") or (ii) otherwise pursuant to, and in accordance with the conditions of, any other applicable provision of the SFA. As the Fund(s) is/are not denominated in Singapore dollars, eligible investors must be aware of their exposure to foreign currency exchange risk. This document is issued in Singapore by Invesco Asset Management Singapore Ltd, 9 Raffles Place, #18-01 Republic Plaza, Singapore 048619.

This document is intended for distribution to US financial intermediaries for informational purposes and in relation to their activities with offshore clients only. The Funds are not registered under any US securities law, and may not be offered or sold directly or indirectly in the US, its territories or possessions, nor to any US persons, citizens or residents. The Funds are not offered for sale in any jurisdiction in which the Funds are not authorized to be publicly sold. The Funds must not be marketed on US soil. Invesco Investment Management Limited (IIML) is the manager of Invesco ETFs. IIML will provide promotional services and support to Invesco Distributors, Inc. ("Broker Dealer") acting on an execution only basis. By receiving the present communication from IIML, the Broker Dealer agrees and confirms that they: (i) will only promote the ETFs to US offshore investors; (ii) are aware the ETFs are not registered for distribution or promotion to US onshore investors; (iii) will comply with the ETFs' target markets as defined by IIML, and published on [etf.invesco.com](http://etf.invesco.com); (iv) will comply with all local distribution rules, including, but not limited to, private placement US Securities Act for US offshore activities; (v) will provide the necessary information to allow IIML to carry out due diligence on the Broker Dealer; (vi) will complete and maintain sufficient due diligence on their investors to establish and confirm that the investors are not US onshore investors; and (vii) will immediately cease promotion of the ETFs to any investors who they become aware are not US offshore investors and will inform Invesco if this occurs. Issued in the US by Invesco Distributors, Inc., 11 Greenway Plaza, Suite 1000, Houston, Texas 77046, USA. Invesco Distributors, Inc. is the appointed US sub-distributor of Invesco Investment Management Limited, Ground Floor, 2 Cumberland Place, Fenian Street, Dublin 2, Ireland, authorized and regulated by the Central Bank of Ireland. All entities are indirect, wholly owned subsidiaries of Invesco Ltd.

This material has been communicated by Invesco Investment Management Limited, Ground Floor, 2 Cumberland Place, Fenian Street, Dublin 2, Ireland, regulated by the Central Bank of Ireland, by Invesco Asset Management Limited, Perpetual Park, Perpetual Park Drive, Henley-on-Thames, Oxfordshire, RG9 1HH, United Kingdom, by Invesco Asset Management (Schweiz) AG, Talacker 34, 8001 Zurich, Switzerland.

---

**Glossary**

**Benchmark:** An index against which the ETF is measured, in terms of relative performance, risk and other useful comparisons.

**Distribution Yield:** The distribution yield is a measurement of cash flow being paid. It's the sum of the distributions over 12 months divided by the net asset value (NAV) of the fund.

**ESG:** Environmental, Social and Governance, three key factors in measuring sustainability and societal impact of a company.

**ETF:** Exchange traded fund. A type of fund that is traded on the stockmarket like ordinary shares. ETFs can be bought and sold during trading hours, like ordinary shares, whereas other types of funds are priced once a day only.

**Factors:** An investment approach that seeks to identify and invest in securities that display certain quantifiable characteristics. Common examples of factors include Value, Quality and Momentum. A factor strategy may seek to target just one factor or combine multiple factors.

**Hedged:** The intended result of reducing the portfolio's exposure to a specific risk, such as the risk of fluctuations between currency exchange rates ("currency hedging").

**Physical Replication:** Physical funds invest directly in constituents of the benchmark index.

**Replication Method:** Strategy employed by the fund to achieve its objective.

**UCITS:** Undertakings for Collective Investment in Transferable Securities. European regulatory framework for an investment vehicle that can be marketed across the European Union.