

As of 31 January 2025

Invesco FTSE Emerging Markets High Dividend Low Volatility UCITS ETF Dist

EMHD

Fund objective

The Invesco FTSE Emerging Markets High Dividend Low Volatility UCITS ETF Dist aims to provide the net total return performance of the FTSE Emerging High Dividend Low Volatility Index, less the impact of fees. The fund distributes dividends on a quarterly basis.

An investment in this fund is an acquisition of units in a passively managed, index tracking fund rather than in the underlying assets owned by the fund.

ETF information

Fund launch date	27 May 2016
Share class launch date	27 May 2016
Ongoing charge ¹	0.49% p.a.
Fund base currency	USD
Share class currency	USD
Currency hedged	No
Index	FTSE Emerging High Dividend Low Volatility Net Total Return Index
Index currency	USD
Index Bloomberg ticker	HDLVEMN
Replication method	Physical
UCITS compliant	Yes
Umbrella fund	Invesco Markets III plc
Investment manager	Invesco Capital Management LLC
Domicile	Ireland
UK reporting status	Yes
ISA eligible	Yes
SIPP eligible	Yes
Dividend treatment	Distributing
Dividend schedule	Quarterly
ISIN code	IE00BYXXBF44
SEDOL	BYZQD67
Bloomberg ticker	EMHD LN
Fund size	USD 151.20m
NAV per share	USD 23.16
Shares in issue	6,528,127
Distribution yield	5.68%
SFDR classification	Article 6

¹ Ongoing charge includes management fee, custody and administration costs but excludes transaction costs. Costs may increase or decrease as result of currency and exchange rate fluctuations. Consult the legal documents for further information on costs.

Investment risks

For complete information on risks, refer to the legal documents. The value of investments, and any income from them, will fluctuate. This may partly be the result of changes in exchange rates. Investors may not get back the full amount invested. As a large portion of this fund is invested in less developed countries, investors should be prepared to accept a higher degree of risk than for an ETF that invests only in developed markets. The Fund may be exposed to the risk of the borrower defaulting on its obligation to return the securities at the end of the loan period and of being unable to sell the collateral provided to it if the borrower defaults. The value of equities and equity-related securities can be affected by a number of factors including the activities and results of the issuer and general and regional economic and market conditions. This may result in fluctuations in the value of the Fund. The Fund's performance may be adversely affected by variations in the exchange rates between the base currency of the Fund and the currencies to which the Fund is exposed.

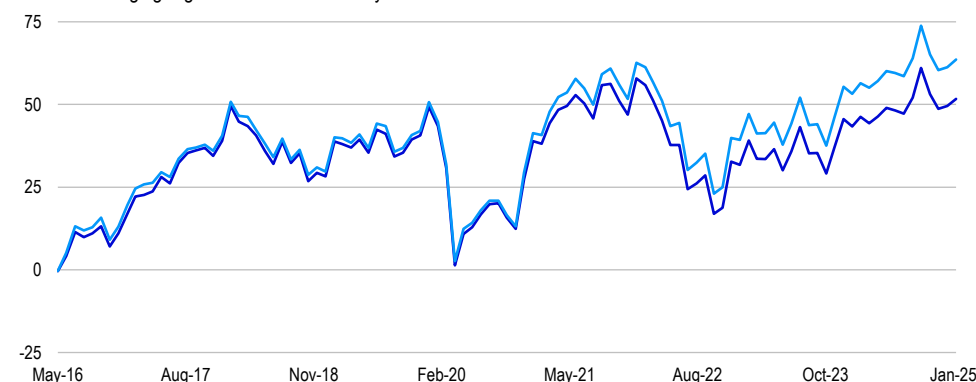
About the index

The FTSE Emerging High Dividend Low Volatility Index ("the benchmark") measures the performance of the 100 least-volatile high dividend-yielding stocks in the FTSE Emerging Index while meeting diversification, volatility and tradability requirements. All FTSE Emerging Index constituents are ranked in descending order of trailing 12 months dividend yields. The top 150 stocks are selected. Of these the 100 companies with the lowest volatility are selected to form the benchmark.

Past performance does not predict future returns.

Indexed performance, % growth since inception

- Invesco FTSE Emerging Markets High Dividend Low Volatility UCITS ETF Dist
- FTSE Emerging High Dividend Low Volatility Net Total Return Index



Cumulative performance as at 31 January 2025 (%)

	1Y	3Y	5Y	10Y	Fund inception
ETF	5.81	-2.71	5.74	-	51.65
Index	6.75	1.44	12.98	41.79	63.56

Calendar year performance (%)

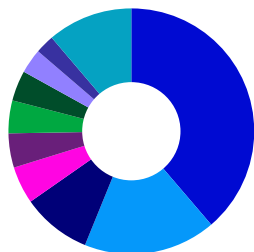
	2024	2023	2022	2021	2020	2019	2018	2017	2016	2015
ETF	2.74	10.51	-16.53	13.63	-6.92	16.37	-7.72	25.15	-	-
Index	3.82	11.52	-14.34	15.06	-6.19	16.13	-7.67	24.31	-	-

Standardised rolling 12 month performance (%)

	01.24	01.23	01.22	01.21	01.20	01.19	01.18	01.17	01.16	01.15
ETF	01.25	01.24	01.23	01.22	01.21	01.20	01.19	01.18	01.17	01.16
ETF	5.81	3.03	-10.76	12.85	-3.69	3.31	-7.20	27.96	-	-
Index	6.75	4.11	-8.72	14.59	-2.81	3.31	-7.08	26.12	-	-

Source: Invesco, Bloomberg L.P., FactSet. ETF performance shown is calculated with reference to the Net Asset Value, inclusive of net reinvested income and net of ongoing charges and portfolio transaction costs, in USD. The figures do not reflect the actual share price, the impact of the bid/offer spread or broker commissions. Returns may increase or decrease as a result of currency fluctuations. ETF NAV performance differs from that of the index due to the ongoing charges and portfolio transaction costs and due to the fact that the ETF does not necessarily always hold all the securities in the index in their respective weighting. This ETF does not charge an entry fee.

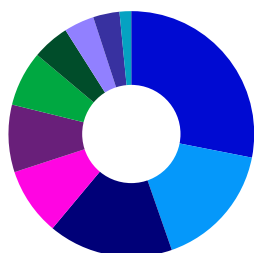
Geographic allocation (%)



■ China	38.7
■ Brazil	17.4
■ Taiwan	9.1
■ India	4.9
■ South Africa	4.5
■ Saudi Arabia	4.3
■ Thailand	4.0
■ Czech Rep	3.2
■ Greece	2.5
■ Others	11.2

Source: Invesco, as at 31 Jan 2025

Sector allocation (%)



■ Financials	28.1
■ Energy	16.6
■ Materials	16.4
■ Industrials	8.9
■ Utilities	8.9
■ Information technology	7.3
■ Consumer discretionary	4.9
■ Real estate	4.0
■ Consumer staples	3.5
■ Communication services	1.5
■ Health care	0.0

Source: Invesco, as at 31 Jan 2025

Top exposures (%)	(Total holdings: 172)
Name	Weight
Vedanta	3.17
CEZ	2.40
China Shenhua Energy 'H'	1.97
Cia Energetica de Minas Gerais Pfc	1.88
China Petroleum & Chemical 'H'	1.80
Petroleo Brasileiro	1.56
Petroleo Brasileiro Pfc	1.48
Bancolombia Pfc	1.46
China Shenhua Energy 'A'	1.41
Guangdong Investment	1.33

Source: Invesco, as at 31 Jan 2025

Please see etf.invesco.com for ETP holdings information. Holdings are subject to change.

Important information

This marketing communication is for consumer use in the UK only. This document contains information that is for discussion purposes only.

For information on our funds and the relevant risks, refer to the Key Information Documents/Key Investor Information Documents (local languages) and Prospectus (English, French, German), and the financial reports, available from www.invesco.eu. A summary of investor rights is available in English from www.invescomanagementcompany.ie. The management company may terminate marketing arrangements.

This is marketing material and not financial advice. It is not intended as a recommendation to buy or sell any particular asset class, security or strategy. Regulatory requirements that require impartiality of investment/investment strategy recommendations are therefore not applicable nor are any prohibitions to trade before publication.

If investors are unsure if this product is suitable for them, they should seek advice from a financial adviser.

Current tax levels and reliefs may change. Depending on individual circumstances, this may affect investment returns.

UCITS ETF's units / shares purchased on the secondary market cannot usually be sold directly back to UCITS ETF. Investors must buy and sell units / shares on a secondary market with the assistance of an intermediary (e.g. a stockbroker) and may incur fees for doing so. In addition, investors may pay more than the current net asset value when buying units / shares and may receive less than the current net asset value when selling them.

All rights in the "FTSE Emerging High Dividend Low Volatility Index NTR USD" (the "Index") vest in FTSE International Limited ("FTSE"). "FTSE®" is a trade mark of the London Stock Exchange Group companies and is used by FTSE under licence. The ETF has been developed solely by Invesco. The Index is calculated by FTSE or its agent. FTSE and its licensors are not connected to and do not sponsor, advise, recommend, endorse or promote the Fund and do not accept any liability whatsoever to any person arising out of (a) the use of, reliance on or any error in the Index or (b) investment in or operation of the Fund. FTSE makes no claim, prediction, warranty or representation either as to the results to be obtained from the Fund or the suitability of the Index for the purpose to which it is being put by Invesco.

For the full objectives and investment policy please consult the current prospectus.

The ESG information is for illustrative purposes only. Providing this information is not indicative of how or whether ESG factors will be integrated into a fund. Unless otherwise stated in the legal offering documents ESG integration does not change a Fund's investment objective or constrain the Fund's investable universe.

This material has been communicated by Invesco Investment Management Limited, Ground Floor, 2 Cumberland Place, Fenian Street, Dublin 2, Ireland.

Glossary

Benchmark: An index against which the ETF is measured, in terms of relative performance, risk and other useful comparisons.

Distribution Yield: The distribution yield is a measurement of cash flow being paid. It's the sum of the distributions over 12 months divided by the net asset value (NAV) of the fund.

ESG: Environmental, Social and Governance, three key factors in measuring sustainability and societal impact of a company.

ETF: Exchange traded fund. A type of fund that is traded on the stockmarket like ordinary shares. ETFs can be bought and sold during trading hours, like ordinary shares, whereas other types of funds are priced once a day only.

Factors: An investment approach that seeks to identify and invest in securities that display certain quantifiable characteristics. Common examples of factors include Value, Quality and Momentum. A factor strategy may seek to target just one factor or combine multiple factors.

Hedged: The intended result of reducing the portfolio's exposure to a specific risk, such as the risk of fluctuations between currency exchange rates ("currency hedging").

ISA: Individual Savings Account. A type of investment account in the UK in which the tax on income is lower than usual, and there is no tax on profits made from an increase in the value of shares.

Physical Replication: Physical funds invest directly in constituents of the benchmark index.

Replication Method: Strategy employed by the fund to achieve its objective.

SIPP: Self-Invested Pension Plan. A type of UK pension for which a person makes their own investment decisions.

UCITS: Undertakings for Collective Investments in Transferable Securities. European regulatory framework for an investment vehicle that can be marketed across the European Union.

UK Reporting Status: Indicates whether or not the fund has United Kingdom fund tax status, this can lead to a UK investor receiving favourable tax rates on any gain or disposal of holdings in the fund.