

As of 31 May 2026

Invesco MSCI Japan ESG Climate Paris Aligned UCITS ETF Acc

PAJP

Fund objective

The Invesco MSCI Japan ESG Climate Paris Aligned UCITS ETF Acc aims to track the net total return performance of the MSCI Japan ESG Climate Paris Aligned Benchmark PAB Select Index (USD), less fees.

An investment in this fund is an acquisition of units in a passively managed, index tracking fund rather than in the underlying assets owned by the fund.

ETF information

Fund launch date	06 December 2021
Share class launch date	06 December 2021
Ongoing charge ¹	0.15% p.a.
Fund base currency	USD
Share class currency	USD
Currency hedged	No
Index	MSCI Japan ESG Climate Paris Aligned Benchmark PAB Select Index (USD)
Index currency	USD
Index Bloomberg ticker	NU739030
Replication method	Physical
UCITS compliant	Yes
Umbrella fund	Invesco Markets II plc
Investment manager	Invesco Capital Management LLC
Domicile	Ireland
Dividend treatment	Accumulating
ISIN code	IE000181KC59
WKN	A3CYEY
VALOR	113317269
SEDOL	BP6T5S8
Bloomberg ticker	PAJP LN
Fund size	USD 73.34m
NAV per share	USD 5.53
Shares in issue	13,255,000
SFDR classification	Article 9

Risk indicator

Lower risk Higher risk

←-----→

1	2	3	4	5	6	7
---	---	---	---	---	---	---

The Risk Indicator is subject to change and is correct based on the data available at the time of publication.

¹ Ongoing charge includes management fee, custody and administration costs but excludes transaction costs. Costs may increase or decrease as result of currency and exchange rate fluctuations. Consult the legal documents for further information on costs.

Investment risks

For complete information on risks, refer to the legal documents. The value of investments will fluctuate and you may not get back the full amount invested. The Fund may be exposed to the risk of the borrower defaulting on its obligation to return the securities at the end of the loan period and of being unable to sell the collateral provided to it if the borrower defaults. The Fund intends to invest in securities of issuers that manage their ESG exposures better relative to their peers. This may affect the Fund's exposure to certain issuers and cause the Fund to forego certain investment opportunities. The Fund may perform differently to other funds, including underperforming other funds that do not seek to invest in securities of issuers based on their ESG ratings. The value of equities can be affected by certain factors such as issuer's circumstances or economic and market conditions. This may result in value fluctuations. The Fund's performance may be adversely affected by variations in the exchange rates between the base currency of the Fund and the currencies to which the Fund is exposed. The Fund is invested in a particular geographical region, which might result in greater fluctuations in the value of the Fund than for a fund with a broader geographical investment mandate.

About the index

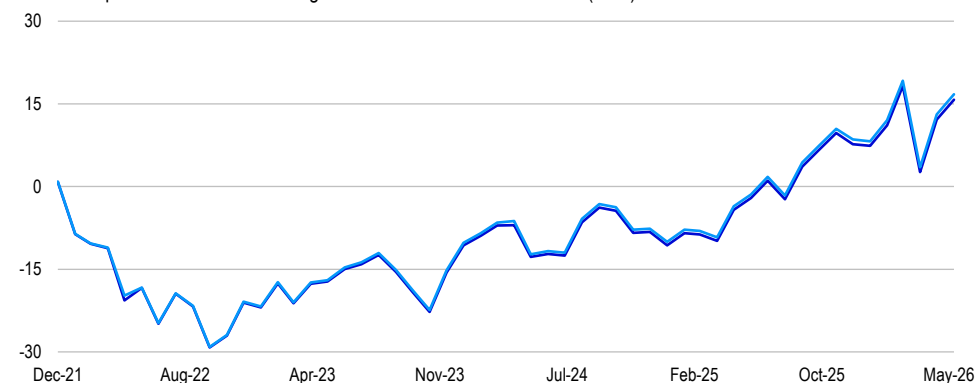
The Reference Index tracks the performance of large and mid-capitalisation companies in Japan and aims to reduce exposure to transition and physical climate risks whilst pursuing opportunities arising from the transition to a lower carbon economy while aligning with the Paris Agreement requirements. The Reference Index also provides exposure to companies with high ESG metrics and incorporates the TCFD (Task Force on Climate Related Financial Disclosures) recommendations and is designed to exceed the minimum standards of the EU Paris-Aligned Benchmark as set out in the Commission Delegated Regulation (EU) 2020/1818.

The Reference Index is constructed from the MSCI Japan Index (the "Parent Index") by applying the index provider's exclusionary criteria. The remaining constituents are then subject to an optimisation, which has the aim of aligning the Reference Index to the objectives of the Paris Agreement by reducing the weighting of companies exposed to climate transition risks, maximising the weighting of companies with the highest exposure to climate transition opportunities and minimising the ex-ante tracking error relative to the Parent Index. The remaining constituents are also subject to a set of diversification and turnover constraints.

Past performance does not predict future returns.

Indexed performance, % growth since inception

- Invesco MSCI Japan ESG Climate Paris Aligned UCITS ETF Acc
- MSCI Japan ESG Climate Paris Aligned Benchmark PAB Select Index (USD)



Cumulative performance as at 31 May 2026 (%)

	1Y	3Y	5Y	10Y	Fund inception
ETF	18.19	36.11	-	-	15.74
Index	18.43	36.80	-	-	16.72

Calendar year performance (%)

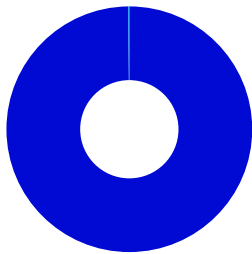
	2025	2024	2023	2022	2021	2020	2019	2018	2017	2016
ETF	20.22	-0.04	14.46	-22.59	-	-	-	-	-	-
Index	20.29	0.20	14.77	-22.47	-	-	-	-	-	-

Standardised rolling 12 month performance (%)

	05.25	05.24	05.23	05.22	05.21	05.20	05.19	05.18	05.17	05.16
ETF	18.19	11.60	3.19	4.21	-	-	-	-	-	-
Index	18.43	11.68	3.44	4.49	-	-	-	-	-	-

Source: Invesco, Bloomberg L.P., FactSet. Index/Benchmark performance is shown in the index/benchmark currency. ETF performance shown is calculated with reference to the Net Asset Value, inclusive of net reinvested income and net of ongoing charges and portfolio transaction costs, in USD. The figures do not reflect the actual share price, the impact of the bid/offer spread or broker commissions. Returns may increase or decrease as a result of currency fluctuations. ETF NAV performance differs from that of the index due to the ongoing charges and portfolio transaction costs and due to the fact that the ETF does not necessarily always hold all the securities in the index in their respective weighting. This ETF does not charge an entry fee.

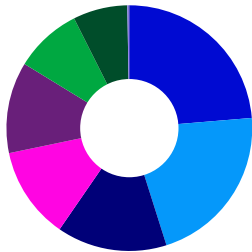
Geographic allocation (%)



■ Japan	99.9
■ Cash and/or Derivatives	0.2

Source: Invesco, as at 31 May 2026

Sector allocation (%)



■ Information technology	23.7
■ Industrials	21.4
■ Financials	14.5
■ Consumer discretionary	12.1
■ Health care	12.0
■ Communication services	8.8
■ Real estate	7.2
■ Cash and/or Derivatives	0.2
■ Materials	0.1

Source: Invesco, as at 31 May 2026

Top exposures (%) (Total holdings: 53)	
Name	Weight
FANUC CORP NPV	6.67
ADVANTEST CORP NPV	4.74
SONY GROUP CORP NPV	4.52
KEYENCE CORP NPV	4.40
SOFTBANK GROUP CORP NPV	4.39
EAST JAPAN RAILWAY CO NPV	3.86
MURATA MANUFACTURING CO LTD NPV	3.71
FAST RETAILING CO LTD NPV	3.70
CENTRAL JAPAN RAILWAY CO NPV	3.59
mitsubishi UFJ FINANCIAL GRO NPV	3.37

Source: Invesco, as at 31 May 2026

Please see efi.invesco.com for ETP holdings information. Holdings are subject to change.

Important information

This marketing communication is for consumer use in Ireland and Switzerland only, and for professional investors in Belgium, Denmark, Finland, Luxembourg, the Netherlands, Norway, Portugal, Spain, Sweden and Qualified Clients/Sophisticated Investors in Israel; in Singapore for Institutional Investors/Accredited Investors only and for financial intermediaries in the United States.

By accepting this material, you consent to communicate with us in English, unless you inform us otherwise.

For information on our funds and the relevant risks, refer to the Key Information Documents/Key Investor Information Documents (local languages) and Prospectus (English), and the financial reports, available from www.invesco.eu. A summary of investor rights is available in English from www.invesco.com/ie-manco/en/home.html. The management company may terminate marketing arrangements.

This is marketing material and not financial advice. It is not intended as a recommendation to buy or sell any particular asset class, security or strategy. Regulatory requirements that require impartiality of investment/investment strategy recommendations are therefore not applicable nor are any prohibitions to trade before publication.

UCITS ETF's units / shares purchased on the secondary market cannot usually be sold directly back to UCITS ETF. Investors must buy and sell units / shares on a secondary market with the assistance of an intermediary (e.g. a stockbroker) and may incur fees for doing so. In addition, investors may pay more than the current net asset value when buying units / shares and may receive less than the current net asset value when selling them.

The funds or securities referred to herein are not sponsored, endorsed, or promoted by MSCI Inc. ("MSCI"), and MSCI bears no liability with respect to any such funds or securities or any index on which such funds or securities are based. The prospectus contains a more detailed description of the limited relationship MSCI has with Invesco and any related funds.

Views and opinions are based on current market conditions and are subject to change.

For the full objectives and investment policy please consult the current prospectus.

Not all share classes of this fund may be available for public sale in all jurisdictions and not all share classes are the same nor do they necessarily suit every investor.

Any investment decision should take into account all the characteristics of the fund as described in the legal documents.

For sustainability related aspects, please refer to <https://www.invescomanagementcompany.ie/dub-manco>

No action has been taken or will be taken in Israel that would permit a public offering of the Fund or distribution of this document to the public. This Fund has not been approved by the Israel Securities Authority (the ISA). The Fund shall only be sold in Israel to an investor of the type listed in the First Schedule to the Israeli Securities Law, 1968, who in each case have provided written confirmation that they qualify as Sophisticated Investors, and that they are aware of the consequences of such designation and agree thereto and further that the Fund is being purchased for its own account and not for the purpose of re-sale or distribution other than, in the case of an offeree which is a Sophisticated Investor, where such offeree is purchasing product for another party which is a Sophisticated Investor. This document may not be reproduced or used for any other purpose, nor be furnished to any other person other than those to whom copies have been sent. Nothing in this document should be considered investment advice or investment marketing as defined in the Regulation of Investment Advice, Investment Marketing and Portfolio Management Law, 1995 ("the Investment Advice Law"). Neither Invesco Ltd. nor its subsidiaries are licensed under the Investment Advice Law, nor does it carry the insurance as required of a licensee thereunder. This document does not constitute an offer to sell or solicitation of an offer to buy any securities or fund units other than the fund offered hereby, nor does it constitute an offer to sell to or solicitation of an offer to buy from any person in any state or other jurisdiction in which such offer or solicitation would be unlawful, or in which the person making such offer or solicitation is not qualified to do so, or to a person to whom it is unlawful to make such offer or solicitation.

This product is offered in Belgium under the Public Offer Exemption. This material is intended only for professional investors and may not be used for any other purpose nor passed on to any other investor in Belgium.

The representative and paying agent in Switzerland is BNP PARIBAS, Paris, Zurich Branch, Selnaustrasse 16 8002 Zürich. The Prospectus, Key Information Document, financial reports and articles of incorporation may be obtained free of charge from the Representative. The ETFs are domiciled in Ireland.

This advertisement has not been reviewed by the Monetary Authority of Singapore. This document is provided to Institutional/Accredited Investors only in Singapore. Not for further distribution. The strategy or strategies mentioned in this document (if any) may be adopted by a fund or different funds. The fund(s) as mentioned in this document (where applicable) (the "Fund") is a restricted foreign scheme in Singapore. The Fund is not authorized or recognised by the Monetary Authority of Singapore (the "MAS") and the Interests of the Fund are not allowed to be offered to the retail public in Singapore. Each of the information memorandum of the Fund and any other document issued as part of the same is not a prospectus as defined in the Securities and Futures Act (the "SFA"). Accordingly, statutory liability under the SFA in relation to the content of prospectuses does not apply. You should consider carefully whether the investment is suitable for you. This document may not be circulated or distributed, nor may the Interests of the Fund be offered or sold, or be made the subject of an invitation for subscription or purchase, whether directly or indirectly, to persons in Singapore other than (i) to an institutional investor under Section 304 of the SFA, (ii) to a relevant person pursuant to Section 305(1) of the SFA, (iii) to any person who meets the requirements of an offer made pursuant to Section 305(2) of the SFA, or (iv) pursuant to, and in accordance with the conditions of, any other applicable provision of the SFA. As the Fund(s) is/are not denominated in Singapore dollars, eligible investors must be aware of their exposure to foreign currency exchange risk. This document is issued in Singapore by Invesco Asset Management Singapore Ltd, 9 Raffles Place, #18-01 Republic Plaza, Singapore 048619.

This document is intended for distribution to US financial intermediaries for informational purposes and in relation to their activities with offshore clients only. The Funds are not registered under any US securities law, and may not be offered or sold directly or indirectly in the US, its territories or possessions, nor to any US persons, citizens or residents. The Funds are not offered for sale in any jurisdiction in which the Funds are not authorized to be publicly sold. The Funds must not be marketed on US soil. Invesco Investment Management Limited (IIML) is the manager of Invesco ETFs and Index Funds. IIML will provide promotional services and support to Invesco Distributors, Inc. ("Broker Dealer") acting on an execution only basis. By receiving the present communication from IIML, the Broker Dealer agrees and confirms that they: (i) will only promote the ETFs and Index Funds to US offshore investors; (ii) are aware the ETFs and Index Funds are not registered for distribution or promotion to US onshore investors; (iii) will comply with the ETFs' and Index Funds' target markets as defined by IIML, and published on efi.invesco.com; (iv) will comply with all local distribution rules, including, but not limited to, private placement US Securities Act for US offshore activities; (v) will provide the necessary information to allow IIML to carry out due diligence on the Broker Dealer; (vi) will complete and maintain sufficient due diligence on their investors to establish and confirm that the investors are not US onshore investors; and (vii) will immediately cease promotion of the ETFs and Index Funds to any investors who they become aware are not US offshore investors and will inform Invesco if this occurs. Issued in the US by Invesco Distributors, Inc., 11 Greenway Plaza, Suite 1000, Houston, Texas 77046, USA. Invesco Distributors, Inc. is the appointed US sub-distributor of Invesco Investment Management Limited, Ground Floor, 2 Cumberland Place, Fenian Street, Dublin 2, Ireland, authorized and regulated by the Central Bank of Ireland. All entities are indirect, wholly owned subsidiaries of Invesco Ltd.

This material has been communicated by Invesco Investment Management Limited, Ground Floor, 2 Cumberland Place, Fenian Street, Dublin 2, Ireland, regulated by the Central Bank of Ireland; by Invesco Asset Management Limited, Perpetual Park, Perpetual Park Drive, Henley-on-Thames, Oxfordshire, RG9 1HH, United Kingdom, authorised and regulated by the Financial Conduct Authority; and by Invesco Asset Management (Schweiz) AG, Talacker 34, 8001 Zurich, Switzerland.

Glossary

Benchmark: An index against which the ETF is measured, in terms of relative performance, risk and other useful comparisons.

Distribution Yield: The distribution yield is a measurement of cash flow being paid. It's the sum of the distributions over 12 months divided by the net asset value (NAV) of the fund.

ESG: Environmental, Social and Governance, three key factors in measuring sustainability and societal impact of a company.

ETF: Exchange traded fund. A type of fund that is traded on the stockmarket like ordinary shares. ETFs can be bought and sold during trading hours, like ordinary shares, whereas other types of funds are priced once a day only.

Factors: An investment approach that seeks to identify and invest in securities that display certain quantifiable characteristics. Common examples of factors include Value, Quality and Momentum. A factor strategy may seek to target just one factor or combine multiple factors.

Hedged: The intended result of reducing the portfolio's exposure to a specific risk, such as the risk of fluctuations between currency exchange rates ("currency hedging").

Physical Replication: Physical funds invest directly in constituents of the benchmark index.

Replication Method: Strategy employed by the fund to achieve its objective.

UCITS: Undertakings for Collective Investment in Transferable Securities. European regulatory framework for an investment vehicle that can be marketed across the European Union.

ESG Supplement

As at 29 May 2026

Article 6 SFDR

For the purposes of meeting the requirements of Article 6 SFDR, we have disclosed information on Sustainability Risks in the Prospectus Addendum found on etf.invesco.com

Article 9 SFDR

This fund has a reduction in carbon emissions as an objective and is categorised as Article 9 for the purpose of SFDR. For further information please refer to the Prospectus and the index provider's methodology found on etf.invesco.com

Invesco's Approach to ESG

Invesco has an investment-led ESG approach. We provide a comprehensive range of ESG-focused capabilities that enable clients to express their values through investing. Where appropriate, for certain funds, we also integrate financially material ESG considerations, taking into account critical factors that help us deliver strong outcomes to clients.

Although not all of our ETFs follow an index with specific ESG characteristics, the information on this page provides transparency to help you identify long-term risks and opportunities in your investments.

Business involvement screens can help you gain better insights into potentially controversial business activities that a fund or index may be exposed to.

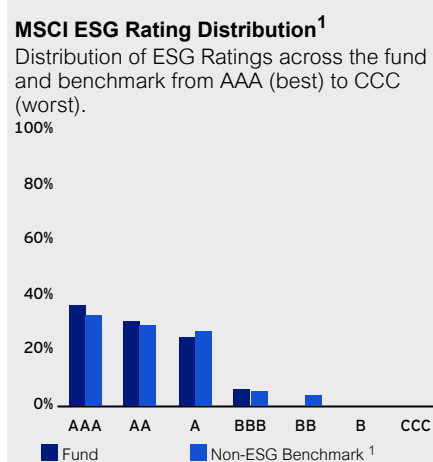
All ESG, carbon emissions, and business involvement data are sourced from MSCI ESG Research. In order to assess the ESG profile, the fund or index must have at least 10 securities or constituents, and 65% of the fund's weight must be covered by MSCI ESG Research. For more details, please see MSCI's methodology on www.msci.com

Important Information

The information presented in this section is for illustrative purposes only. Providing this information is not indicative of how or whether ESG factors will be integrated into the fund. Unless otherwise stated in the legal offering documents, the ESG information provided in this document does not change the fund's investment objective or policy or constrain the fund's investable universe. Ratings may vary from one rating agency to another. A rating may change over time and is not a guarantee of future performance of the fund.

ESG Profile ¹	Fund	Non-ESG Benchmark ²
ESG Fund Rating (AAA-CCC)	AA	AA
ESG Quality Score (0-10)	8.0	7.7
Environmental Pillar Score	6.0	5.9
Social Pillar Score	5.6	5.3
Governance Pillar Score	6.6	6.6
ESG % Coverage	99.8	100.0

Carbon Footprint ¹	Fund	Non-ESG Benchmark ²
Scope 1 Emissions (tons CO ₂ e)	166.5	2,320.1
Scope 2 Emissions (tons CO ₂ e)	445.3	1,110.4
Total Carbon Intensity (tons CO ₂ e/USDM)	24.7	67.4
Wtd Avg Carbon Intensity (tons CO ₂ e/USDM)	31.5	62.2



ESG Trend Momentum¹

The percentage of companies held by the fund or index that have improved their ESG Rating, (positive), have no change (stable) or worsened (negative) since the previous rating.

Trend	Fund	Non-ESG Benchmark ²
Positive	14.2%	9.9%
Stable	74.2%	83.6%
Negative	11.6%	6.5%
Unrated	-	-

Corporate Governance	Fund
Board Independence	49.0%
Female Directors	17.5%

Business Screening and Exclusions	Fund	Non-ESG Benchmark ¹
UN Global Compact Violations	-	-
Civilian Firearms	-	-
Controversial Weapons	-	-
Conventional Weapons	-	-
Nuclear Weapons	-	-
Tobacco	-	0.9%
Thermal Coal	-	0.5%
Oil Sands	-	-
Recreational Cannabis	-	-

ESG Rating Distribution by Sector ^{1,3}	AAA	AA	A	BBB	BB	B	CCC	Not Rated
Communication Services	-	5.6%	2.8%	0.5%	-	-	-	-
Consumer Discretionary	6.0%	4.8%	0.9%	-	-	-	-	-
Consumer Staples	-	-	-	-	-	-	-	-
Energy	-	-	-	-	-	-	-	-
Financials	9.2%	-	5.3%	-	-	-	-	-
Health Care	4.8%	7.2%	-	-	-	-	-	-
Industrials	9.4%	2.2%	3.9%	5.9%	-	-	-	-
Information Technology	6.9%	6.7%	10.0%	-	-	-	-	-
Materials	-	-	0.1%	-	-	-	-	-
Real Estate	-	4.5%	2.6%	-	-	-	-	-
Utilities	-	-	-	-	-	-	-	-
Other	0.5%	-	-	-	-	-	-	-

Glossary

MSCI ESG Fund Rating: The Fund's ESG rating is designed to assess the resilience of the fund's aggregate holdings to long-term, financially relevant ESG risks and should facilitate the ability to rank or screen mutual funds and ETFs on a AAA to CCC ratings scale. This rating aims to provide fund level transparency and measures the ESG characteristics of the total portfolio. It is calculated as a direct mapping of MSCI ESG Quality Scores to letter rating categories. ESG Leaders are holdings with an ESG rating of AAA or AA (best in class), and ESG Laggards are holdings with an ESG rating of B or CCC.

MSCI ESG Quality Score: Calculated as the weighted average of the underlying holding's ESG scores, excluding any underlying holding where this information is not available. It is provided on a 0-10 scale, with 0 and 10 being the respective lowest and highest possible scores. MSCI scores underlying holdings according to their exposure to and management of key ESG issues, which are divided into three pillars: environmental, social and governance.

ESG % Coverage: The percentage of the fund and benchmark where MSCI ESG Research is available.

CO₂ Scope 1 Emission: A company's Scope 1 direct emissions (tCO₂e) from operations. The direct emissions data represents the final, MSCI reviewed and approved value based on the MSCI methodology, which selects the accurate value from available sources.

CO₂ Scope 2 Emission: A company's Scope 2 energy indirect emissions (tCO₂e) from operations. The energy indirect emissions data represents the final, MSCI reviewed and approved value based on the MSCI methodology, which selects the accurate value from available sources.

Total Carbon Intensity: Measures the fund or index's overall carbon intensity and carbon efficiency associated with its holdings, based on carbon expertise and research provided by MSCI. It uses the carbon intensity metrics at the company level (Scope 1 + Scope 2) per USUSD1 million of revenue. For government bonds, it uses total country carbon emissions per USUSD1 million GDP.

Wtd Avg (Weighted Average) Carbon Intensity: The underlying funds' exposure to carbon intensive holdings, calculated as the weighted average of the constituent's intensity metrics: Scope 1 + 2 Emissions per USD 1M revenue for corporates and total country carbon emissions per USD 1M GDP for government bonds.

Board Independence: Weighted average percentage of board members that meet the MSCI criteria for independence.

Female Directors: Weighted average percentage of female board members.

SFDR: Part of the EU's Sustainable Finance Action Plan, the Sustainable Finance Disclosure Regulation (SFDR, also known as Disclosure Regulation) aims to promote transparency on sustainability by ensuring that participants in the financial services sector provide consistent information to clients in relation to the sustainability of the products and services they provide. The supplement of the fund and the management company website contain further information on compliance with SFDR.

Article 6: The requirement under SFDR to describe the manner in which sustainability risks are integrated into investment decisions, or to provide an explanation of reasons why sustainability risks are deemed not to be relevant.

Article 8 Fund: A fund that, in accordance with the criteria outlined in Article 8 of SFDR, promotes, among other characteristics, environmental or social characteristics, or a combination of those characteristics and provided that the companies that the fund invests in follow good governance practices.

Article 9 Fund: A fund that, in accordance with the criteria outlined in Article 9 of SFDR has sustainable investment as its objective.

Certain information contained herein (the "Information") is sourced from/copyright of MSCI Inc., MSCI Solutions LLC, or their affiliates ("MSCI"), or information providers (together the "MSCI Parties") and may have been used to calculate scores, signals, or other indicators. The Information is for internal use only and may not be reproduced or disseminated in whole or part without prior written permission. The Information may not be used for, nor does it constitute, an offer to buy or sell, or a promotion or recommendation of, any security, financial instrument or product, trading strategy, or index, nor should it be taken as an indication or guarantee of any future performance. Some funds may be based on or linked to MSCI indexes, and MSCI may be compensated based on the fund's assets under management or other measures. MSCI has established an information barrier between index research and certain Information. None of the Information in and of itself can be used to determine which securities to buy or sell or when to buy or sell them. For regulatory disclosures mandated under the EU ESG Rating Activities Regulation (Regulation (EU) 2024/3005), please visit www.msci.com/legal/sustainability-and-climate-resources-and-disclosures for methodology and organizational disclosures and <https://one.msci.com> for rating level disclosures. The Information is provided "as is" and the user assumes the entire risk of any use it may make or permit to be made of the Information. No MSCI Party warrants or guarantees the originality, accuracy and/or completeness of the Information and each expressly disclaims all express or implied warranties. No MSCI Party shall have any liability for any errors or omissions in connection with any Information herein, or any liability for any direct, indirect, special, punitive, consequential or any other damages (including lost profits) even if notified of the possibility of such damages.

¹ ESG and carbon data is sourced from MSCI at the security level. All ESG metrics are calculated by FE FundInfo, replicating the MSCI methodology, using the underlying holdings of the portfolio. For more details, please see MSCI's methodology www.msci.com

² The non-ESG Benchmark, MSCI Japan Total Return (Net) Index, is a relevant broad market index for comparison purposes.

³ The ESG rating distribution table does not include cash positions and therefore may not total 100%.

MSCI ESG Business Involvement Screening Research: Provides research on company involvement in products and services, which allow investors to screen companies according to specific criteria motivated by ethical, impact, compliance or ESG risk considerations.

Summary definitions of each business screening are as follows:

UN Global Compact (UNGC) Violations: Percentage of companies in the fund or index that have been identified to have violated United Nations Global Compact principles. Data is based on MSCI ESG Controversies Research and MSCI ESG Global Norms Screening.

Controversial Weapons: Percentage of companies in the fund or index that have been identified to have ties to controversial weapons, including cluster munitions, land mines, biological and chemical weapons, depleted uranium weapons, blinding laser weapons, incendiary weapons, and/or non-detectable fragments.

Conventional Weapons: Percentage of companies in the fund or index that have been identified to have ties to conventional weapons, weapons systems, component. and support systems and services.

Nuclear Weapons: Percentage of companies in the fund or index that have been identified to have ties to production of nuclear warheads and/or whole nuclear missiles, manufacture components that were developed or are significantly modified for exclusive use in nuclear weapons (warheads and missiles), manufacture or assemble delivery platforms that were developed or significantly modified for the exclusive delivery of nuclear weapons, provide auxiliary services related to nuclear weapons.

Civilian Firearms: Percentage of companies in the fund or index that have been identified to have ties to firearms, small-arms ammunitions including automatic and semi-automatic for the civilian market. The research excludes products exclusively sold for the military, government. and law enforcement markets.

Tobacco: Percentage of companies in the fund or index that have been identified to have ties to tobacco products, such as cigars, kreteks, smokeless tobacco, snuff, snus, dissolvable and chewing tobacco. This also includes companies that grow or process raw tobacco leaves.

Thermal Coal: Percentage of companies in the fund or index that have been identified to have ties to power from coal or derive revenue from thermal coal mining.

Oil Sands: Percentage of companies in the fund or index that have been identified to have ties to oil sands, in particular, reserve ownership and production activities.

Recreational Cannabis: Percentage of companies in the fund or index that have been identified to have ties to or derive revenue from recreational cannabis.

Contact Information

Client services

Telephone: 0800 085 8677

E-mail: investorqueries@invesco.com
etf.invesco.com

Telephone calls may be recorded.

Issued by Invesco Investment Management Limited, Ground Floor, 2 Cumberland Place, Fenian Street, Dublin 2, Ireland.

Authorised in Ireland and regulated by the Central Bank of Ireland.