

As of 31 March 2025

Invesco JPX-Nikkei 400 UCITS ETF USD Hdg Acc

N4US

Fund objective

The Invesco JPX-Nikkei 400 UCITS ETF USD Hdg Acc aims to track the net total return performance of the JPX-Nikkei 400 USD Hedged Index, less fees.

An investment in this fund is an acquisition of units in a passively managed, index tracking fund rather than in the underlying assets owned by the fund.

ETF information

Fund launch date	10 September 2014
Share class launch date	10 March 2015
Ongoing charge ¹	0.19% p.a.
Swap fee ¹	0.20% p.a.
Fund base currency	JPY
Share class currency	USD
Currency hedged	Yes
Index	JPX-Nikkei 400 USD Hedged Index
Index currency	USD
Index Bloomberg ticker	JN4NUH
Replication method	Synthetic
UCITS compliant	Yes
Umbrella fund	Invesco Markets plc
Investment manager	Assenagon Asset Management S.A.
Custodian	Northern Trust Fiduciary Services (Ireland) Limited
Domicile	Ireland
UK reporting status	Yes
ISA eligible	Yes
SIPP eligible	Yes
Dividend treatment	Accumulating
ISIN code	IE00BVG6751
SEDOL	BVJDPN4
Bloomberg ticker	N4US LN
Fund size	USD 152.31m
NAV per share	USD 35.37
Shares in issue	434,971
SFDR classification	Article 6

¹ Ongoing charge includes management fee, custody and administration costs but excludes transaction costs. The total cost is the sum of the ongoing charge figure and swap fee. Costs may increase or decrease as a result of currency and exchange rate fluctuations. Consult the legal documents for further information on costs.

Investment risks

For complete information on risks, refer to the legal documents. The value of investments, and any income from them, will fluctuate. This may partly be the result of changes in exchange rates. Investors may not get back the full amount invested. The Fund's ability to track the benchmark's performance is reliant on the counterparties to continuously deliver the performance of the benchmark in line with the swap agreements and would also be affected by any spread between the pricing of the swaps and the pricing of the benchmark. The insolvency of any institutions providing services such as safekeeping of assets or acting as counterparty to derivatives or other instruments, may expose the Fund to financial loss. The value of equities and equity-related securities can be affected by a number of factors including the activities and results of the issuer and general and regional economic and market conditions. This may result in fluctuations in the value of the Fund. Currency hedging between the base currency of the Fund and the currency of the share class may not completely eliminate the currency risk between those two currencies and may affect the performance of the share class. The fund might purchase securities that are not contained in the reference index and will enter into swap agreements to exchange the performance of those securities for the performance of the reference index. The Fund is invested in a particular geographical region, which might result in greater fluctuations in the value of the Fund than for a fund with a broader geographical investment mandate.

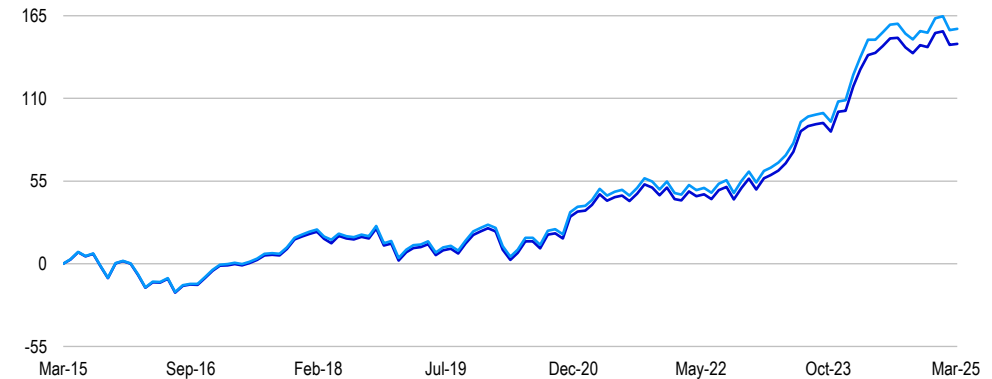
About the index

The JPX-Nikkei 400 USD Hedged Index is a financial index offering broad exposure to Japanese equities. It comprises 400 companies listed on the Tokyo Stock Exchange. Selection is based on market capitalisation, trading value, return on equity, operating profit and qualitative factors relating to corporate governance. The index uses forward foreign exchange contracts to reduce the impact of fluctuations in the USD/JPY exchange rate.

Past performance does not predict future returns.

Indexed performance, % growth over the last 10 years

- Invesco JPX-Nikkei 400 UCITS ETF USD Hdg Acc
- JPX-Nikkei 400 USD Hedged Index



Cumulative performance as at 31 March 2025 (%)

	1Y	3Y	5Y	10Y	Fund inception
ETF	3.11	66.30	140.25	146.34	150.90
Index	2.89	68.24	144.95	156.20	161.01

Calendar year performance (%)


	2024	2023	2022	2021	2020	2019	2018	2017	2016	2015
ETF	25.69	34.89	-0.74	11.82	8.97	20.92	-14.71	21.53	-1.30	-
Index	26.18	35.41	-0.35	12.25	9.39	21.40	-14.38	22.02	-0.90	-

Standardised rolling 12 month performance (%)

	03.24	03.23	03.22	03.21	03.20	03.19	03.18	03.17	03.16	03.15
	03.25	03.24	03.23	03.22	03.21	03.20	03.19	03.18	03.17	03.16
ETF	3.11	47.43	9.40	1.30	42.61	-7.68	-2.29	14.76	12.93	-12.30
Index	2.89	48.88	9.83	1.70	43.16	-7.31	-2.63	16.07	13.38	-11.94

Source: Invesco, Bloomberg L.P., FactSet. ETF performance shown is calculated with reference to the Net Asset Value, inclusive of net reinvested income and net of ongoing charges and portfolio transaction costs, in USD. The figures do not reflect the actual share price, the impact of the bid/offer spread or broker commissions. Returns may increase or decrease as a result of currency fluctuations. ETF NAV performance differs from that of the index due to the ongoing charges and portfolio transaction costs and due to the fact that the ETF does not necessarily always hold all the securities in the index in their respective weighting. This ETF does not charge an entry fee.

Geographic allocation (%)

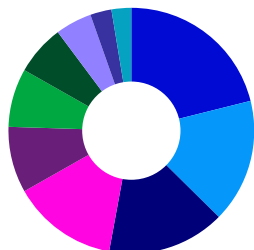


■ Japan

100.0

Source: Invesco, as at 31 Mar 2025

Sector allocation (%)



■ Industrials	21.1
■ Consumer discretionary	16.3
■ Information technology	15.5
■ Financials	13.9
■ Health care	8.7
■ Communication services	7.7
■ Consumer staples	6.6
■ Materials	4.8
■ Real estate	2.8
■ Others	2.6

Source: Invesco, as at 31 Mar 2025

Top exposures (%)

Name	Weight
SONY GROUP CORP ORD	2.12
MITSUB UFJ FG ORD	1.91
MIZUHO FINANCIAL ORD	1.88
NINTENDO ORD	1.84
MITSUBISHI HEAVY ORD	1.71
SMFG ORD	1.63
HITACHI ORD	1.58
TAKEDA PHARM ORD	1.51
RECRUIT HOLDINGS ORD	1.50
TOKIO MARINE HLD ORD	1.49

Source: Invesco, as at 31 Mar 2025

Please see etf.invesco.com for ETP holdings information. Holdings are subject to change.

Important information

This marketing communication is for consumer use in the UK only. This document contains information that is for discussion purposes only.

For information on our funds and the relevant risks, refer to the Key Information Documents/Key Investor Information Documents (local languages) and Prospectus (English, French, German), and the financial reports, available from www.invesco.eu. A summary of investor rights is available in English from www.invescomanagementcompany.ie. The management company may terminate marketing arrangements.

This is marketing material and not financial advice. It is not intended as a recommendation to buy or sell any particular asset class, security or strategy. Regulatory requirements that require impartiality of investment/investment strategy recommendations are therefore not applicable nor are any prohibitions to trade before publication.

If investors are unsure if this product is suitable for them, they should seek advice from a financial adviser.

Current tax levels and reliefs may change. Depending on individual circumstances, this may affect investment returns.

UCITS ETF's units / shares purchased on the secondary market cannot usually be sold directly back to UCITS ETF. Investors must buy and sell units / shares on a secondary market with the assistance of an intermediary (e.g. a stockbroker) and may incur fees for doing so. In addition, investors may pay more than the current net asset value when buying units / shares and may receive less than the current net asset value when selling them.

The "JPX-Nikkei Index 400" and its Net Total Return Index (hereinafter collectively referred to as the "Index") are copyrighted materials calculated using a methodology independently developed and created by Japan Exchange Group, Inc. And Tokyo Stock Exchange, Inc. (hereinafter collectively referred to as the "JPX Group") and Nikkei Inc. (hereinafter referred to as "Nikkei"), and the JPX group and Nikkei jointly own the copyrights and other intellectual property rights subsisting in the Index itself and the methodology used to calculate the Index. The JPX Group and Nikkei own the trademarks and other intellectual property rights with respect to the marks used to indicate the Index. The fund is arranged, managed and sold exclusively at the risk of the manager, and the JPX Group and Nikkei do not guarantee the fund and shall assume no obligation or responsibility with respect to the fund. The JPX Group and Nikkei shall not be obliged to continuously publish the Index and shall not be liable for any errors, delays or suspensions of the publication of the Index. The JPX Group and Nikkei shall have the right to change the composition of the stocks included in the Index, the calculation methodology of the Index or any other details of the Index and shall have the right to discontinue the publication of the Index. The directors of the company, the manager and the investment manager together the "responsible parties" do not guarantee the accuracy and/or the completeness of any description relating to the Index or any data included therein and the responsible parties shall have no liability for any errors, omissions, or interruptions therein. The responsible parties make no warranty, express or implied, as to the fund, to any shareholder in the fund, or to any other person or entity in respect of the Index described herein. The JPX Group and Nikkei make no express or implied warranties, and expressly disclaim all warranties of merchantability or fitness for a particular purpose or use with respect to the Index or any data included herein. Without limiting any of the foregoing, in no event shall JPX Group and Nikkei have any liability for any special, punitive, indirect, or consequential damages or for any lost profits, even if notified of the possibility of such damages.

For the full objectives and investment policy please consult the current prospectus.

The ESG information is for illustrative purposes only. Providing this information is not indicative of how or whether ESG factors will be integrated into a fund. Unless otherwise stated in the legal offering documents ESG integration does not change a Fund's investment objective or constrain the Fund's investable universe.

This material has been communicated by Invesco Investment Management Limited, Ground Floor, 2 Cumberland Place, Fenian Street, Dublin 2, Ireland.

Glossary

Benchmark: An index against which the ETF is measured, in terms of relative performance, risk and other useful comparisons.

Derivative: Derivatives are financial instruments whose prices are driven by the price shifts or price expectations of another financial instrument, which is called the "underlying". Many derivatives are designed to react disproportionately to shifts in the price of the underlying. Derivatives can be used for both hedging and speculative purposes. The most common derivatives are certificates, options, futures and swaps.

Distribution Yield: The distribution yield is a measurement of cash flow being paid. It's the sum of the distributions over 12 months divided by the net asset value (NAV) of the fund.

ESG: Environmental, Social and Governance, three key factors in measuring sustainability and societal impact of a company.

ETF: Exchange traded fund. A type of fund that is traded on the stockmarket like ordinary shares. ETFs can be bought and sold during trading hours, like ordinary shares, whereas other types of funds are priced once a day only.

Factors: An investment approach that seeks to identify and invest in securities that display certain quantifiable characteristics. Common examples of factors include Value, Quality and Momentum. A factor strategy may seek to target just one factor or combine multiple factors.

Hedged: The intended result of reducing the portfolio's exposure to a specific risk, such as the risk of fluctuations between currency exchange rates ("currency hedging").

ISA: Individual Savings Account. A type of investment account in the UK in which the tax on income is lower than usual, and there is no tax on profits made from an increase in the value of shares.

Replication Method: Strategy employed by the fund to achieve its objective.

SIPP: Self-Invested Pension Plan. A type of UK pension for which a person makes their own investment decisions.

Swap: A swap is a derivative contract where two parties agree to exchange separate streams of cashflows or returns.

Synthetic Replication: Synthetic funds own a diversified portfolio of equities that may differ from the benchmark index. The ETF contracts with one or more banks (each a counterparty), which agree to pay any difference between the portfolio performance and the index performance, less any applicable fees. These contracts are known as swaps. Using swaps ensures accurate index tracking but introduces counterparty risk: if a counterparty failed to pay the index performance due under the swap contract, the ETF would instead rely on the performance of its portfolio of equities, which could be lower than the index performance. An ETF's exposure to a swap counterparty is limited by the UCITS regulation, and further limited by measures that we impose.

UCITS: Undertakings for Collective Investment in Transferable Securities. European regulatory framework for an investment vehicle that can be marketed across the European Union.

UK Reporting Status: Indicates whether or not the fund has United Kingdom fund tax status, this can lead to a UK investor receiving favourable tax rates on any gain or disposal of holdings in the fund.