

HSBC ETFs PLC

HSBC MSCI JAPAN ISLAMIC SCREENED UCITS ETF

Marketing communication | Monthly report 31 May 2026 | HIJS LN | USD (Acc)

Investment objective

The Fund aims to track as closely as possible the returns of the MSCI Japan Islamic Universal Screened Select Index (the Index), while integrating environmental, social and governance (ESG) metrics. The Fund will invest in or gain exposure to shares of companies which make up the Index. The Fund qualifies under Article 8 of SFDR.

Investment strategy

The Index is a subset of the MSCI Japan Islamic Index (Parent Index) and is made up of large and mid-cap companies (as measured by the market value of their shares) based in the Japanese equity market, that comply with Shariah investment principles, as defined by the Index Provider. The Index is constructed by applying values- and climate-based exclusionary criteria to screen all securities, this includes (but is not limited to) companies with exposure to: controversial weapons, tobacco, thermal coal mining and breaching the United Nations Global Compact (UNGC) principles.

The Fund will be passively managed and will aim to invest in the shares of the companies in generally the same proportion as in the Index.

The Shariah committee monitors the Fund periodically and issues an annual Shariah certificate on the Fund's compliance with Shariah principles.

The Fund may invest up to 35% of its assets in securities from a single issuer during exceptional market conditions.

See the Prospectus for a full description of the investment objectives and derivative usage.

Main risks

- The Fund's unit value can go up as well as down, and any capital invested in the Fund may be at risk.
- The value of investible securities can change over time due to a wide variety of factors, including but not limited to: political and economic news, government policy, changes in demographics, cultures and populations, natural or human-caused disasters etc.
- To the extent that the Fund seeks to replicate index performance by holding individual securities, there is no guarantee that its composition or performance will exactly match that of the target index at any given time ("tracking error").

Fund facts

Fund manager	HSBC Global Asset Management (UK) Limited
Custodian	HSBC Continental Europe
Fund administrator	HSBC Securities Services (Ireland) DAC

Share Class Details

Key metrics

NAV per Share	USD 27.91
Performance 1 month	7.20%

Fund facts

UCITS V compliant	Yes
Dividend treatment	Accumulating
Dividend currency	USD
Fund base currency	USD
Share Class Base Currency	USD
Domicile	Ireland
Inception date	27 September 2023
Shares outstanding	1,559,500
Fund Size	USD 42,641,487
Reference benchmark	100% MSCI Japan Islamic Universal Screened Select Index
Replication Method	Physical- Full
SIPP eligible	Yes
Issuer	HSBC ETFs PLC
Fiscal year end	Dec

Fees and expenses

Ongoing Charge Figure ¹	0.300%
------------------------------------	---------------

Codes

ISIN	IE0001XCFC82
------	---------------------

¹Ongoing Charges Figure is based on expenses over a year. The figure includes annual management charge but not the transaction costs. Such figures may vary from time to time.

Past performance is not an indicator of future returns. The figures are calculated in the share class base currency, dividend reinvested, net of fees.

This is a marketing communication. Please refer to the prospectus and to the KID before making any final investment decisions.

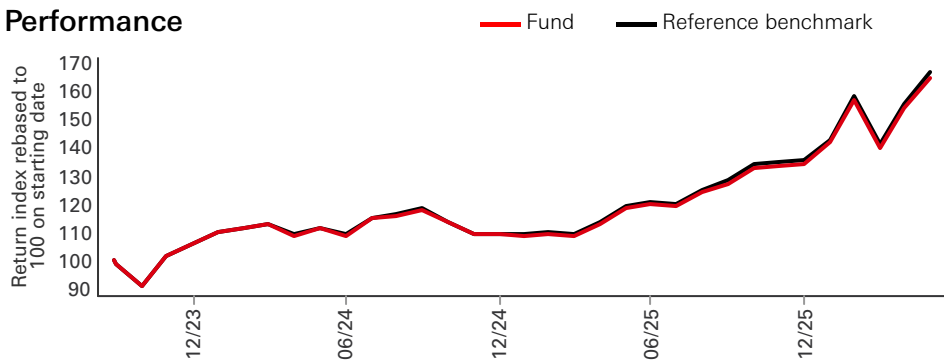
For definition of terms, please refer to the Glossary QR code and Prospectus.

Prior to 30/04/2025 the Benchmark was MSCI Japan Islamic ESG Universal Screened Select Index (USD)

Prior to 30/04/2025 the fund name was HSBC MSCI JAPAN ISLAMIC ESG UCITS ETF

Source: HSBC Asset Management, data as at 31 May 2026

Performance



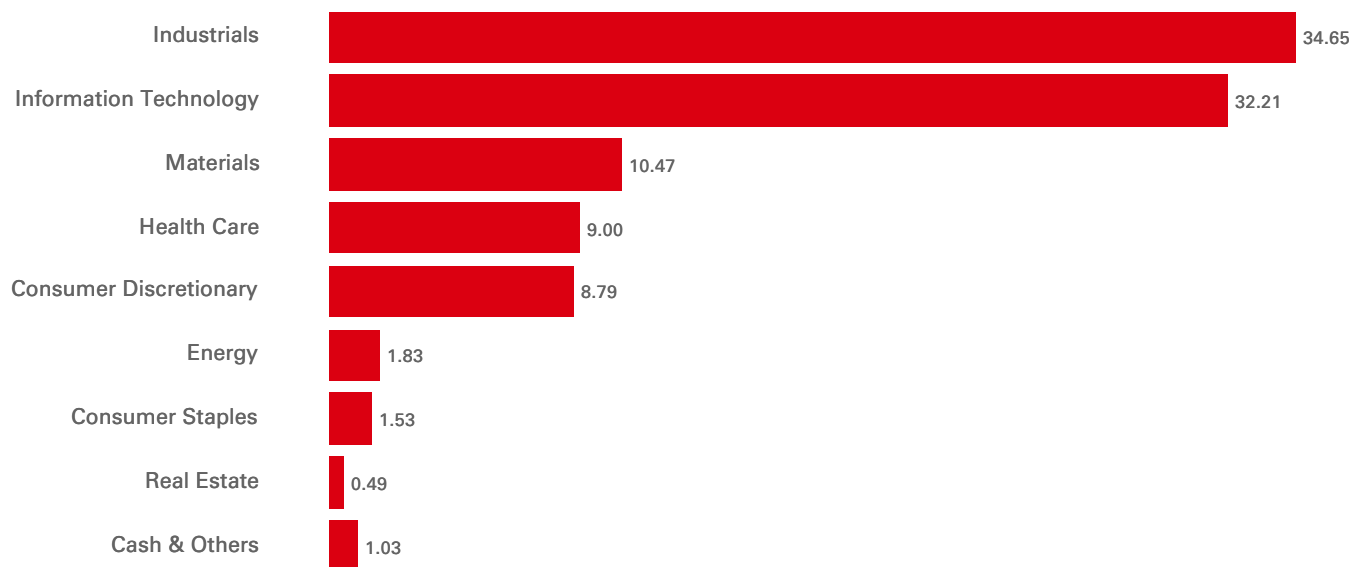
Performance (%)	YTD	1 month	3 months	6 months	1 year	3 years ann	5 years ann	Since inception ann
Fund	22.67	7.20	4.91	23.16	39.19	--	--	20.44
Reference benchmark	22.99	7.29	5.07	23.51	39.95	--	--	20.92
Tracking difference	-0.31	-0.09	-0.16	-0.35	-0.76	--	--	-0.48
Tracking error	--	--	--	--	0.15	--	--	0.18

Calendar year performance (%)	2021	2022	2023	2024	2025
Fund	--	--	--	2.90	23.15
Reference benchmark	--	--	--	3.28	23.63

Equity characteristics	Fund	Reference benchmark
No. of holdings ex cash	56	65
Average Market Cap (USD Mil)	59,540	59,531
Price/earning ratio	21.51	21.51

Benchmark Information	
Index name	100% MSCI Japan Islamic Universal Screened Select Index
Index currency	USD
Benchmark type	Net Return
TR Index Bloomberg Ticker	NU751311
TR Index Reuters RIC	.dMSJP0EGS0NUS

Sector Allocation (%)



Top 10 Holdings	Sector	Weight (%)
Murata Manufacturing Co Ltd	Information Technology	7.25
Tokyo Electron Ltd	Information Technology	5.17
Hitachi Ltd	Industrials	4.86
Panasonic Holdings Corp	Consumer Discretionary	4.71
Mitsubishi Corp	Industrials	4.27
Renesas Electronics Corp	Information Technology	4.25
Mitsui & Co Ltd	Industrials	4.19
FANUC Corp	Industrials	4.02
Shin-Etsu Chemical Co Ltd	Materials	3.47
Daikin Industries Ltd	Industrials	3.35

Exchange name	Listing date	Trading currency	Trading hours	Bloomberg ticker	Reuters RIC	iNAV Bloomberg	iNAV Reuters
LONDON STOCK EXCHANGE	29 Sep 2023	USD	--	HIJP LN	HIJP.L	HIJPUSIV	HIJPUSDINAV=SOLA
NYSE EURONEXT - EURONEXT PARIS		USD	--	--	--	--	--
SIX SWISS EXCHANGE		USD	--	--	--	--	--
LONDON STOCK EXCHANGE	29 Sep 2023	GBP	--	HIJS LN	HIJS.L	HIJSGBIV	HIJSGBPINAV=SOLA
NYSE EURONEXT - EURONEXT PARIS	05 Oct 2023	EUR	--	HIJS FP	HIJS.PA	HIJSEUIV	HIJSEURINAV=SOLA

MSCI ESG Score	ESG score	E	S	G
Fund	8.0	5.8	5.6	6.9
Reference benchmark	7.6	5.7	5.3	6.8

The MSCI ESG Key Issue Score is the numerical, weighted average of MSCI's E, S, and G pillar scores. A higher number indicates a more favourable ESG profile in the view of MSCI.

The weighted averages of the Key Issue Scores are aggregated and companies' scores are normalized by their industries. After any overrides are factored in, each company's Final Industry-Adjusted Score corresponds to a rating.

For more information, see MSCI ESG Ratings Methodology @ <https://www.msci.com/esg-and-climate-methodologies>

Risk Disclosure


- Derivatives may be used by the Fund, and these can behave unexpectedly. The pricing and volatility of many derivatives may diverge from strictly reflecting the pricing or volatility of their underlying reference(s), instrument or asset.
- Investment Leverage occurs when the economic exposure is greater than the amount invested, such as when derivatives are used. A Fund that employs leverage may experience greater gains and/or losses due to the amplification effect from a movement in the price of the reference source.
- Where overseas investments are held the rate of currency exchange may cause the value of such investments to go down as well as up.
- Further information on the potential risks can be found in the Key Information Document (KID) and/or the Prospectus or Offering Memorandum.

Index Disclaimer

Source: MSCI. The MSCI information may only be used for your internal use, may not be reproduced or disseminated in any form and may not be used as a basis for or a component of any financial instruments or products or indices. None of the MSCI information is intended to constitute investment advice or a recommendation to make (or refrain from making) any kind of investment decision and may not be relied on as such. Historical data and analysis should not be taken as an indication or guarantee of any future performance analysis, forecast or prediction. The MSCI information is provided on an "as is" basis and the user of this information assumes the entire risk of any use made of this information. MSCI, each of its affiliates and each other person involved in or related to compiling, computing or creating any MSCI information (collectively, the "MSCI Parties") expressly disclaims all warranties (including, without limitation, any warranties of originality, accuracy, completeness, timeliness, non-infringement, merchantability and fitness for a particular purpose) with respect to this information. Without limiting any of the foregoing, in no event shall any MSCI Party have any liability for any direct, indirect, special, incidental, punitive, consequential (including, without limitation, lost profits) or any other damages. (www.msci.com)

Source: HSBC Asset Management, data as at 31 May 2026

Follow us on:



For more information please contact us at Tel: +352404646767.

www.assetmanagement.hsbc.com/uk
amgtransferagency@lu.hsbc.com

To help improve our service and in the interests of security we may record and/or monitor your communication with us.

Glossary



www.assetmanagement.hsbc.lu/api/v1/download/document/lu2004780537/lu/en/glossary

Important Information

This document is produced and distributed by HSBC Asset Management and is only intended for non-professional investors as defined by MIFID. The information contained herein is subject to change without notice. All non-authorized reproduction or use of this commentary and analysis will be the responsibility of the user and will be likely to lead to legal proceedings.

This information has no contractual value and is not by any means intended as a solicitation, nor an investment advice for the purchase or sale of any financial instrument in any jurisdiction in which such an offer is not lawful.

The commentary and analysis presented in this document reflect the opinion of HSBC Asset Management on the markets, according to the information available to date. They do not constitute any kind of commitment from HSBC Asset Management.

Tax treatment depends on the individual circumstances of each client and may be subject to change in the future.

Capital is not guaranteed. It is important to remember that the value of investments and any income from them can go down as well as up and is not guaranteed.

Please note that the distribution of the product can stop at any time by decision of the management company.

Consequently, HSBC Asset Management will not be held responsible for any investment or disinvestment decision taken on the basis of the commentary and/or analysis in this document.

All data from HSBC Asset Management unless otherwise specified.

Any third party information has been obtained from sources we believe to be reliable, but which we have not independently verified.

Further additional and complete information (including but not limited to) investor rights, costs and charges, please refer to the prospectus.

Term : The management company cannot terminate the Fund unilaterally. The Board of Directors may furthermore decide to liquidate the Fund in certain circumstances set out in the prospectus and articles of incorporation of the Fund.

If necessary, investors can refer to the complaints handling charter available in the banner of our website:

<https://www.assetmanagement.hsbc.lu/-/media/files/attachments/common/countries/luxembourg/client-complaints.pdf>

The fund is a sub-fund of HSBC ETFs plc ("the Company"), an investment company with variable capital and segregated liability between sub-funds, incorporated in Ireland as a public limited company, and is authorised by the Central Bank of Ireland. The company is constituted as an umbrella fund, with segregated liability between sub-funds. Shares purchased on the secondary market cannot usually be sold directly back to the Company.

Investors must buy and sell shares on the secondary market with the assistance of an intermediary (e.g. a stockbroker) and may incur fees for doing so.

In addition, investors may pay more than the current Net Asset Value per share when buying shares and may receive less than the current Net Asset Value per Share when selling them. Affiliated companies of HSBC Global Asset Management (UK) Limited may make markets in HSBC ETFs plc. UK based investors are advised they may not be afforded some of the protections conveyed by the Financial Services and Markets Act (2000), (the Act). The Company is recognised in the UK by the Financial Conduct Authority under section 264 of the Act. The shares in the company have not been and will not be offered for sale or sold in the United States of America, its territories or possessions and all areas subject to its jurisdiction, or to United States Persons. Investors and potential investors should read and note the risk warnings in the prospectus, relevant KID and Fund supplement (where available) and additionally, in the case of retail clients, the information contained in the supporting SID.

Further information about the Company including the Prospectus, the most recent annual and semi-annual reports of the Company and the latest share prices, may be obtained free of charge, in English, from the Administrator by emailing ifsinvestorqueries@hsbc.com, or by visiting www.etf.hsbc.com. Details of the underlying investments of the fund are available on www.etf.hsbc.com.

The most recent Prospectus is available in English, German and French. Key Information Document (PRIIPs KID) are available in the local language where they are registered.

The indicative intra-day net asset value of the fund is available on at least one major market data vendor terminal such as Bloomberg, as well as on a wide range of websites that display stock market data, including www.reuters.com.

Detailed information for article 8 and 9 sustainable investment products, as categorised under the Sustainable Finance Disclosure Regulation (SFDR), including; description of the environmental or social characteristics or the sustainable investment objective; methodologies used to assess, measure and monitor the environmental or social characteristics and the impact of the selected sustainable investments and; objectives and benchmark information, can be found at: <https://www.assetmanagement.hsbc.co.uk/en/intermediary/investment-expertise/sustainable-investments/sustainable-investment-product-offering>