

HSBC ETFs PLC

HSBC S&P INDIA TECH UCITS ETF

Marketing communication | Monthly report 31 March 2026 | HITC LN | EUR (Acc)

Investment objective

The Fund aims to track as closely as possible the returns of the S&P India Tech Index (the Index). The Fund will invest in, or gain exposure to, shares of companies which make up the Index. The Fund has been categorised as an Article 6 fund for the purpose of the SFDR.

Investment strategy

The Index is a subset of the S&P India BMI Index (Parent Index) and measures the performance of the Indian share market, as determined by the Index Provider.

The Index measures the performance of the leading companies operating in technology related businesses from the Indian market based on their RBICS classification and operating in the following segments: software, digital technology and communication. The companies must demonstrate a RBICS Revenue of 90% or 80% for current constituents.

The Index excludes companies with exposure to: controversial weapons, recreational & medical cannabis, thermal coal extraction & generation.

The Fund is passively managed and aims to invest in the shares of the companies in generally the same proportion as in the Index.

The Fund may invest up to 10% of its assets in other funds, up to 35% in securities from a single issuer during exceptional market conditions, and up to 10% in total return swaps and contracts for difference.

See the Prospectus for a full description of the investment objectives and derivative usage.

Main risks

- The Fund's unit value can go up as well as down, and any capital invested in the Fund may be at risk.
- The value of investible securities can change over time due to a wide variety of factors, including but not limited to: political and economic news, government policy, changes in demographics, cultures and populations, natural or human-caused disasters etc.
- The Fund may invest in Emerging Markets, these markets are less established, and often more volatile, than developed markets and involve higher risks, particularly market, liquidity and currency risks.

Share Class Details

Key metrics

NAV per Share	EUR 14.57
Performance 1 month	-7.44%

Fund facts

UCITS V compliant	Yes
Dividend treatment	Accumulating
Dividend currency	EUR
Fund base currency	EUR
Share Class Base Currency	EUR
Domicile	Ireland
Inception date	29 February 2024
Shares outstanding	850,000
Fund Size	EUR 12,381,295
Reference benchmark	100% S&P India Tech Index
Replication Method	Physical- Full
SIPP eligible	Yes
Issuer	HSBC ETFs PLC
Fiscal year end	Dec

Fees and expenses

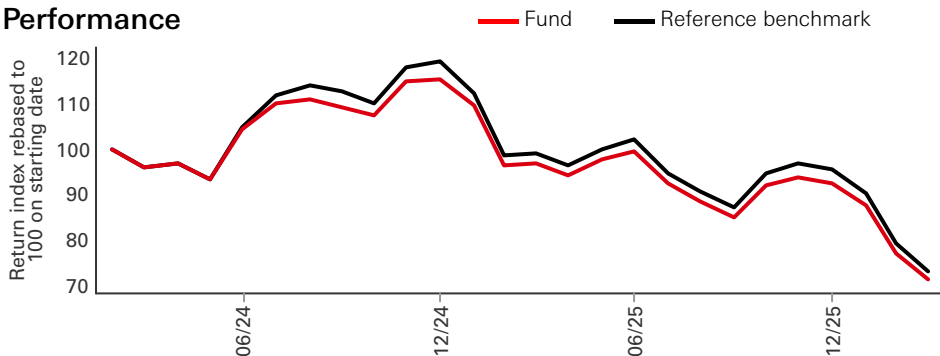
Ongoing Charge Figure ¹	0.650%
------------------------------------	---------------

Codes

ISIN	IE0008119M08
------	---------------------

¹Ongoing Charges Figure is based on expenses over a year. The figure includes annual management charge but not the transaction costs. Such figures may vary from time to time.

Performance



Past performance is not an indicator of future returns. The figures are calculated in the share class base currency, dividend reinvested, net of fees.

This is a marketing communication. Please refer to the prospectus and to the KID before making any final investment decisions. For definition of terms, please refer to the Glossary QR code and Prospectus.

Source: HSBC Asset Management, data as at 31 March 2026

Performance (%)	YTD	1 month	3 months	6 months	1 year	3 years ann	5 years ann	Since inception ann
Fund	-23.04	-7.44	-23.04	-16.06	-26.33	--	--	-15.07
Reference benchmark	-23.41	-7.52	-23.41	-15.97	-25.98	--	--	-13.92
Tracking difference	0.36	0.08	0.36	-0.09	-0.35	--	--	-1.15
Tracking error	--	--	--	--	0.95	--	--	1.89

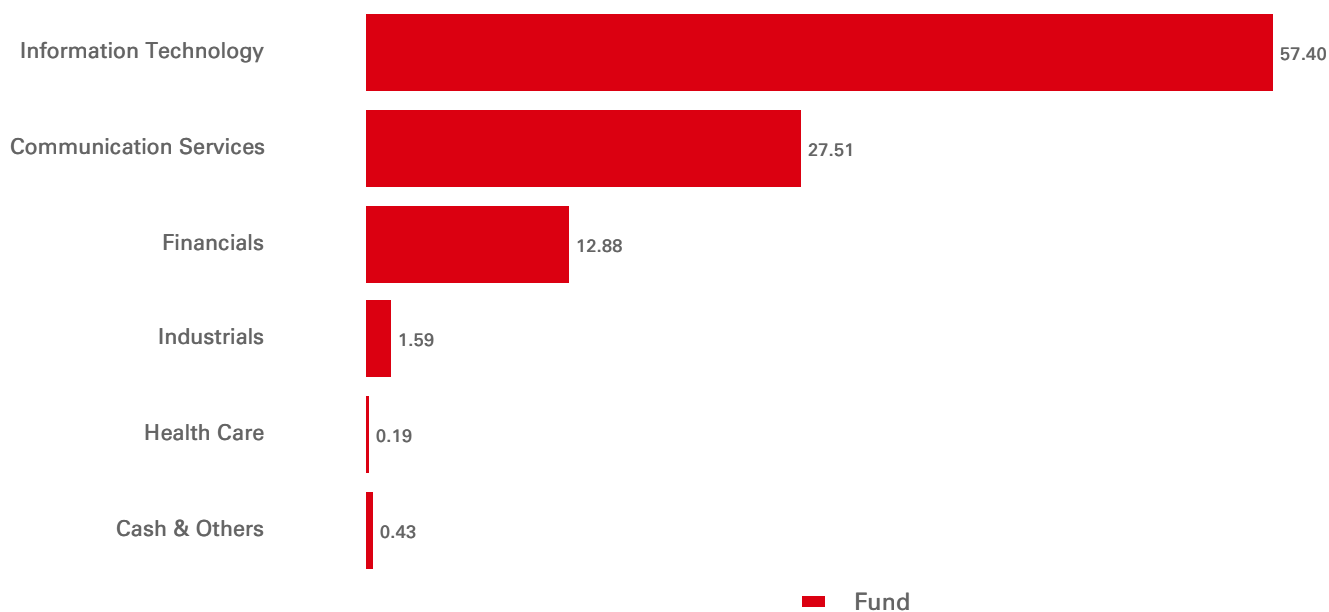
Calendar year performance (%)	2021	2022	2023	2024	2025
Fund	--	--	--	--	-19.81
Reference benchmark	--	--	--	--	-19.78

Equity characteristics	Fund	Reference benchmark	Benchmark Information
No. of holdings ex cash	42	42	Index name 100% S&P India Tech Index
Average Market Cap (EUR Mil)	40,647	40,656	Index currency EUR
Price/earning ratio	23.89	23.89	Benchmark type Net Return

Fund facts

Fund manager	HSBC Global Asset Management (UK) Limited
Custodian	HSBC Continental Europe
Fund administrator	HSBC Securities Services (Ireland) DAC

Sector Allocation (%)



Top 10 Holdings	Sector	Weight (%)
Bharti Airtel Ltd	Communication Services	15.21
HCL Technologies Ltd	Information Technology	10.19
Infosys Ltd	Information Technology	10.06
Tata Consultancy Services Ltd	Information Technology	9.82
Tech Mahindra Ltd	Information Technology	6.47
Jio Financial Services Ltd	Financials	5.11
Wipro Ltd	Information Technology	4.18
Indus Towers Ltd	Communication Services	4.12
PB Fintech Ltd	Financials	3.92
Persistent Systems Ltd	Information Technology	3.76

Exchange name	Listing date	Trading currency	Trading hours	Bloomberg ticker	Reuters RIC	iNAV Bloomberg	iNAV Reuters
BORSA ITALIANA SPA	06 Mar 2024	EUR	--	HITC IM	HITC.MI	HITVEUIV	HITCEURINAV=SOLA
LONDON STOCK EXCHANGE	04 Mar 2024	GBP	--	HITC LN	HITC.L	HITCGBIV	HITCGBPINAV=SOLA
NYSE EURONEXT - EURONEXT PARIS		EUR	--	--	--	--	--
SIX SWISS EXCHANGE		EUR	--	--	--	--	--
DEUTSCHE BOERSE AG-XETRA	06 Mar 2024	EUR	--	H41X GY	H41X.DE	HITVEUIV	HITCEURINAV=SOLA
LONDON STOCK EXCHANGE	04 Mar 2024	USD	--	HITD LN	HITD.L	HITDUSIV	HITDUSDINAV=SOLA

Risk Disclosure


- The Fund may be concentrated in a limited number of securities, economic sectors and/or countries and as a result, may be more volatile and have a greater risk of loss than more broadly diversified funds.
- To the extent that the Fund seeks to replicate index performance by holding individual securities, there is no guarantee that its composition or performance will exactly match that of the target index at any given time ("tracking error").
- Derivatives may be used by the Fund, and these can behave unexpectedly. The pricing and volatility of many derivatives may diverge from strictly reflecting the pricing or volatility of their underlying reference(s), instrument or asset.
- Investment Leverage occurs when the economic exposure is greater than the amount invested, such as when derivatives are used. A Fund that employs leverage may experience greater gains and/or losses due to the amplification effect from a movement in the price of the reference source.
- Where overseas investments are held the rate of currency exchange may cause the value of such investments to go down as well as up.
- Further information on the potential risks can be found in the Key Information Document (KID) and/or the Prospectus or Offering Memorandum.

Index Disclaimer

Standard & Poor's and S&P are registered trademarks of Standard & Poor's Financial Services LLC ("S&P") and Dow Jones is a registered trademark of Dow Jones Trademark Holdings LLC ("Dow Jones") and have been licensed for use by S&P Dow Jones Indices LLC and sublicensed for certain purposes by HSBC Asset Management Limited. The [Index Name] ("Index") is a product of S&P Dow Jones Indices LLC, and has been licensed for use by HSBC Asset Management Limited. This fund is not sponsored, endorsed, sold or promoted by S&P Dow Jones Indices LLC, Dow Jones, S&P, their respective affiliates and neither S&P Dow Jones Indices LLC, Dow Jones, S&P, their respective affiliates make any representation regarding the advisability of investing in such product(s).

Source: HSBC Asset Management, data as at 31 March 2026

Follow us on:



For more information please contact us at Tel: +352404646767.

www.assetmanagement.hsbc.com/uk
amgtransferagency@lu.hsbc.com

To help improve our service and in the interests of security we may record and/or monitor your communication with us.

Glossary



www.assetmanagement.hsbc.lu/api/v1/download/document/lu2004780537/lu/en/glossary

Important Information

This document is produced and distributed by HSBC Asset Management and is only intended for non-professional investors as defined by MIFID. The information contained herein is subject to change without notice. All non-authorized reproduction or use of this commentary and analysis will be the responsibility of the user and will be likely to lead to legal proceedings.

This information has no contractual value and is not by any means intended as a solicitation, nor an investment advice for the purchase or sale of any financial instrument in any jurisdiction in which such an offer is not lawful.

The commentary and analysis presented in this document reflect the opinion of HSBC Asset Management on the markets, according to the information available to date. They do not constitute any kind of commitment from HSBC Asset Management.

Tax treatment depends on the individual circumstances of each client and may be subject to change in the future.

Capital is not guaranteed. It is important to remember that the value of investments and any income from them can go down as well as up and is not guaranteed.

Please note that the distribution of the product can stop at any time by decision of the management company.

Consequently, HSBC Asset Management will not be held responsible for any investment or disinvestment decision taken on the basis of the commentary and/or analysis in this document.

All data from HSBC Asset Management unless otherwise specified.

Any third party information has been obtained from sources we believe to be reliable, but which we have not independently verified.

Further additional and complete information (including but not limited to) investor rights, costs and charges, please refer to the prospectus.

Term : The management company cannot terminate the Fund unilaterally. The Board of Directors may furthermore decide to liquidate the Fund in certain circumstances set out in the prospectus and articles of incorporation of the Fund.

If necessary, investors can refer to the complaints handling charter available in the banner of our website:

<https://www.assetmanagement.hsbc.lu/-/media/files/attachments/common/countries/luxembourg/client-complaints.pdf>

The fund is a sub-fund of HSBC ETFs plc ("the Company"), an investment company with variable capital and segregated liability between sub-funds, incorporated in Ireland as a public limited company, and is authorised by the Central Bank of Ireland. The company is constituted as an umbrella fund, with segregated liability between sub-funds. Shares purchased on the secondary market cannot usually be sold directly back to the Company.

Investors must buy and sell shares on the secondary market with the assistance of an intermediary (e.g. a stockbroker) and may incur fees for doing so.

In addition, investors may pay more than the current Net Asset Value per share when buying shares and may receive less than the current Net Asset Value per Share when selling them. Affiliated companies of HSBC Global Asset Management (UK) Limited may make markets in HSBC ETFs plc. UK based investors are advised they may not be afforded some of the protections conveyed by the Financial Services and Markets Act (2000), (the Act). The Company is recognised in the UK by the Financial Conduct Authority under section 264 of the Act. The shares in the company have not been and will not be offered for sale or sold in the United States of America, its territories or possessions and all areas subject to its jurisdiction, or to United States Persons. Investors and potential investors should read and note the risk warnings in the prospectus, relevant KID and Fund supplement (where available) and additionally, in the case of retail clients, the information contained in the supporting SID.

Further information about the Company including the Prospectus, the most recent annual and semi-annual reports of the Company and the latest share prices, may be obtained free of charge, in English, from the Administrator by emailing ifsinvestorqueries@hsbc.com, or by visiting www.etf.hsbc.com. Details of the underlying investments of the fund are available on www.etf.hsbc.com.

The most recent Prospectus is available in English, German and French. Key Information Document (PRIIPs KID) are available in the local language where they are registered.

The indicative intra-day net asset value of the fund is available on at least one major market data vendor terminal such as Bloomberg, as well as on a wide range of websites that display stock market data, including www.reuters.com.