

HSBC ETFs PLC

HSBC HANG SENG TECH UCITS ETF

Marketing communication | Monthly report 31 May 2026 | HSTC LN | HKD

Investment objective

The Fund aims to track as closely as possible the returns of the Hang Seng TECH Index (the "Index"). The Fund will invest in or gain exposure to shares of companies which make up the Index.

Investment strategy

The Index is made up of the 30 largest technology companies in Hong Kong SAR, as defined by the Index provider. The Fund will be passively managed and will aim to invest in the shares of the companies in generally the same proportion as in the Index. However, there may be circumstances when it is not possible or practical for the Fund to invest in all constituents of the Index. It may also invest in companies outside the Index, but which are expected to provide similar performance and risk characteristics to certain Index constituents. If the Fund cannot invest directly in the companies that constitute the Index, it may gain exposure by using other investments such as depositary receipts, derivatives or funds. The Fund may invest in money market instruments. The Fund may invest up to 10% in other funds, including HSBC funds. The Fund may invest up to 35% in securities from a single issuer during exceptional market conditions. The Fund may invest up to 10% in total return swaps and contracts for difference. See the Prospectus for a full description of the investment objectives and derivative usage.

Main risks

- The Fund's unit value can go up as well as down, and any capital invested in the Fund may be at risk.
- The value of investible securities can change over time due to a wide variety of factors, including but not limited to: political and economic news, government policy, changes in demographics, cultures and populations, natural or human-caused disasters etc.
- The Fund may invest in Emerging Markets, these markets are less established, and often more volatile, than developed markets and involve higher risks, particularly market, liquidity and currency risks.

Fund facts

Fund manager	HSBC Global Asset Management (UK) Limited
Custodian	HSBC Continental Europe
Fund administrator	HSBC Securities Services (Ireland) DAC

Share Class Details

Key metrics

NAV per Share	HKD 53.23
Performance 1 month	0.28%
Tracking error 3 years	0.06%

Fund facts

UCITS V compliant	Yes
Dividend treatment	Accumulating
Dividend currency	HKD
Fund base currency	HKD
Share Class Base Currency	HKD
Domicile	Ireland
Inception date	9 December 2020
Shares outstanding	248,150,000
Fund Size	HKD 13,222,245,443
Reference benchmark	100% Hang Seng TECH Index
Replication Method	Physical- Full
SIPP eligible	Yes
Issuer	HSBC ETFs PLC
Fiscal year end	Dec

Fees and expenses

Ongoing Charge Figure ¹	0.500%
------------------------------------	---------------

Codes

ISIN	IE00BMWXKN31
------	---------------------

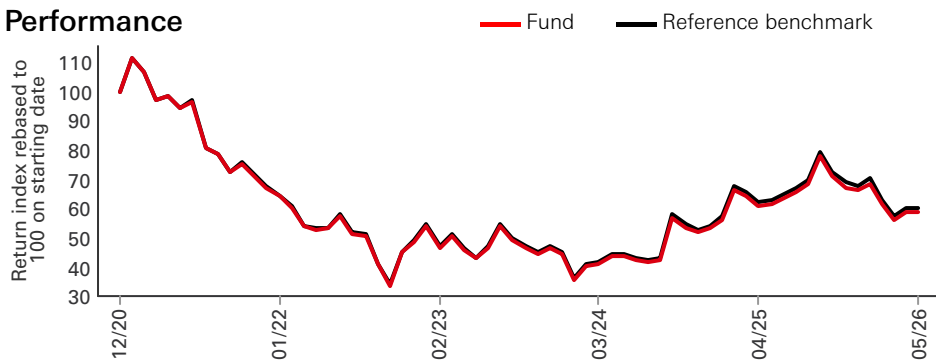
¹Ongoing Charges Figure is based on expenses over a year. The figure includes annual management charge but not the transaction costs. Such figures may vary from time to time.

Past performance is not an indicator of future returns. The figures are calculated in the share class base currency, dividend reinvested, net of fees.

This is a marketing communication. Please refer to the prospectus and to the KID before making any final investment decisions. For definition of terms, please refer to the Glossary QR code and Prospectus.

Source: HSBC Asset Management, data as at 31 May 2026

Performance

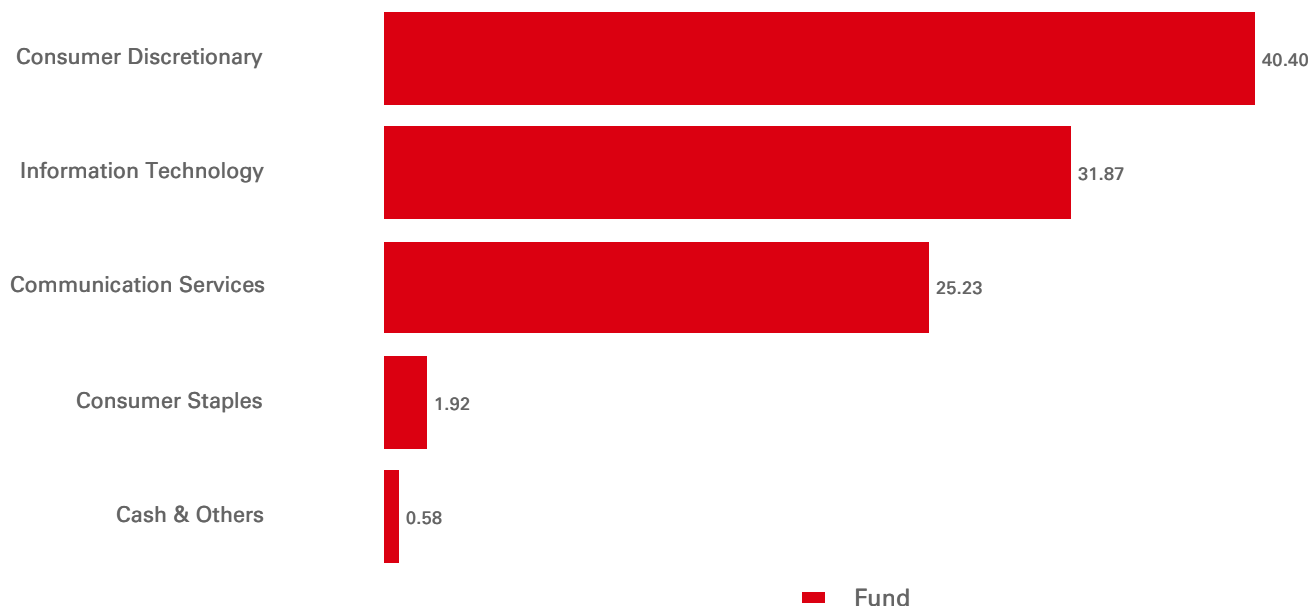


Performance (%)	YTD	1 month	3 months	6 months	1 year	3 years ann	5 years ann	10 years ann	Since inception ann
Fund	-11.34	0.28	-4.76	-12.66	-5.15	10.90	-9.03	--	-8.61
Reference benchmark	-11.15	0.35	-4.61	-12.42	-4.63	11.45	-8.59	--	-8.16
Tracking difference	-0.20	-0.06	-0.15	-0.24	-0.52	-0.55	-0.44	--	-0.45
Tracking error	--	--	--	--	0.06	0.06	0.07	--	0.07

Calendar year performance (%)	2016	2017	2018	2019	2020	2021	2022	2023	2024	2025
Fund	--	--	--	--	--	-32.86	-26.98	-8.68	19.29	24.09
Reference benchmark	--	--	--	--	--	-32.47	-26.67	-8.26	19.89	24.68

Equity characteristics	Fund	Reference benchmark	Benchmark Information
No. of holdings ex cash	30	30	Index name 100% Hang Seng TECH Index
Average Market Cap (HKD Mil)	715,892	715,798	Index currency HKD
Price/earning ratio	17.70	17.70	Benchmark type Net Return
			Index Rebalancing Frequency Quarterly
			TR Index Bloomberg Ticker HSTECHN
			TR Index Reuters RIC .HSTECHN

Sector Allocation (%)



Top 10 Holdings	Sector	Weight (%)
Semiconductor Manufacturing International Corp	Information Technology	9.90
NetEase Inc	Communication Services	8.01
Meituan	Consumer Discretionary	7.71
BYD Co Ltd	Consumer Discretionary	7.54
Alibaba Group Holding Ltd	Consumer Discretionary	7.12
Xiaomi Corp	Information Technology	7.05
Tencent Holdings Ltd	Communication Services	6.64
JD.com Inc	Consumer Discretionary	5.23
Lenovo Group Ltd	Information Technology	4.72
Baidu Inc	Communication Services	4.66

Exchange name	Listing date	Trading currency	Trading hours	Bloomberg ticker	Reuters RIC	iNAV Bloomberg	iNAV Reuters
--		--	#N/A	HSTCHKD ID	--	HSTUHKIV	HSTUHKDINAV =SOLA
LONDON STOCK EXCHANGE	10 Dec 2020	USD	08:00 - 16:30	HSTE LN	HSTE.L	HSTUSDIV	HSTEUSDINAV =SOLA
LONDON STOCK EXCHANGE	10 Dec 2020	GBP	08:00 - 16:30	HSTC LN	HSTC.L	HSTCGBIV	HSTCGBPINAV =SOLA
NYSE EURONEXT - EURONEXT PARIS	14 Dec 2020	EUR	09:00 - 17:30	HSTE FP	HSTE.PA	H4ZXEUIV	H4ZXEURINAV =SOLA
SIX SWISS EXCHANGE	17 Dec 2020	USD	09:00 - 17:30	HSTE SW	HSTE.S	HSTUSDIV	HSTEUSDINAV =SOLA
DEUTSCHE BOERSE AG-XETRA	14 Dec 2020	EUR	09:00 - 17:30	H4ZX GY	H4ZX.DE	H4ZXEUIV	H4ZXEURINAV =SOLA
BORSA ITALIANA SPA	08 Jan 2021	EUR	09:00 - 17:35	HSTE IM	HSTE.MI	H4ZXEUIV	H4ZXEURINAV =SOLA
BOLSA INSTITUCIONAL DE VALORES	03 Nov 2021	MXN	08.25 - 15:00	HSTEN MM	HSTE.BIV	--	--

Risk Disclosure


- The Fund may be concentrated in a limited number of securities, economic sectors and/or countries and as a result, may be more volatile and have a greater risk of loss than more broadly diversified funds.
- To the extent that the Fund seeks to replicate index performance by holding individual securities, there is no guarantee that its composition or performance will exactly match that of the target index at any given time ("tracking error").
- Derivatives may be used by the Fund, and these can behave unexpectedly. The pricing and volatility of many derivatives may diverge from strictly reflecting the pricing or volatility of their underlying reference(s), instrument or asset.
- Investment Leverage occurs when the economic exposure is greater than the amount invested, such as when derivatives are used. A Fund that employs leverage may experience greater gains and/or losses due to the amplification effect from a movement in the price of the reference source.
- Where overseas investments are held the rate of currency exchange may cause the value of such investments to go down as well as up.
- Further information on the potential risks can be found in the Key Information Document (KID) and/or the Prospectus or Offering Memorandum.

Index Disclaimer

The mark and name "Hang Seng TECH Index" is proprietary to Hang Seng Data Services Limited ("HSDS") which has licensed its compilation and publication to Hang Seng Indexes Company Limited ("HSIL"). HSIL and HSDS have agreed to the use of, and reference to, the Hang Seng TECH Index by HSBC Global Asset Management ("the Issuer") in connection with HSBC ETFs PLC - HSBC Hang Seng Tech UCITS ETF (the "Product"). However, neither HSIL nor HSDS warrants, represents or guarantees to any person the accuracy or completeness of the Hang Seng TECH Index, its computation or any information related thereto and no warranty, representation or guarantee of any kind whatsoever relating to the Hang Seng TECH Index is given or may be implied. Neither HSIL nor HSDS accepts any responsibility or liability for any economic or other loss which may be directly or indirectly sustained by any person as a result of or in connection with the use of and/or reference to the Hang Seng TECH Index by the Issuer in connection with the Product, or any inaccuracies, omissions or errors of HSIL in computing the Hang Seng TECH Index. Any person dealing with the Product shall place no reliance whatsoever on HSIL and/or HSDS nor bring any claims or legal proceedings against HSIL and/or HSDS in any manner whatsoever. For the avoidance of doubt, this disclaimer does not create any contractual or quasi-contractual relationship between any broker or other person dealing with the Product and HSIL and/or HSDS and must not be construed to have created such relationship.

Source: HSBC Asset Management, data as at 31 May 2026

Follow us on:



For more information please contact us at Tel: +352404646767.

www.assetmanagement.hsbc.com/uk
amgtransferagency@lu.hsbc.com

To help improve our service and in the interests of security we may record and/or monitor your communication with us.

Fund center



Glossary



www.assetmanagement.hsbc.lu/api/v1/download/document/lu2004780537/lu/en/glossary

Important Information

This document is produced and distributed by HSBC Asset Management and is only intended for non-professional investors as defined by MIFID. The information contained herein is subject to change without notice. All non-authorized reproduction or use of this commentary and analysis will be the responsibility of the user and will be likely to lead to legal proceedings.

This information has no contractual value and is not by any means intended as a solicitation, nor an investment advice for the purchase or sale of any financial instrument in any jurisdiction in which such an offer is not lawful.

The commentary and analysis presented in this document reflect the opinion of HSBC Asset Management on the markets, according to the information available to date. They do not constitute any kind of commitment from HSBC Asset Management.

Tax treatment depends on the individual circumstances of each client and may be subject to change in the future.

Capital is not guaranteed. It is important to remember that the value of investments and any income from them can go down as well as up and is not guaranteed.

Please note that the distribution of the product can stop at any time by decision of the management company.

Consequently, HSBC Asset Management will not be held responsible for any investment or disinvestment decision taken on the basis of the commentary and/or analysis in this document.

All data from HSBC Asset Management unless otherwise specified.

Any third party information has been obtained from sources we believe to be reliable, but which we have not independently verified.

Further additional and complete information (including but not limited to) investor rights, costs and charges, please refer to the prospectus.

Term : The management company cannot terminate the Fund unilaterally. The Board of Directors may furthermore decide to liquidate the Fund in certain circumstances set out in the prospectus and articles of incorporation of the Fund.

If necessary, investors can refer to the complaints handling charter available in the banner of our website:

<https://www.assetmanagement.hsbc.lu/-/media/files/attachments/common/countries/luxembourg/client-complaints.pdf>

The fund is a sub-fund of HSBC ETFs plc ("the Company"), an investment company with variable capital and segregated liability between sub-funds, incorporated in Ireland as a public limited company, and is authorised by the Central Bank of Ireland. The company is constituted as an umbrella fund, with segregated liability between sub-funds. Shares purchased on the secondary market cannot usually be sold directly back to the Company.

Investors must buy and sell shares on the secondary market with the assistance of an intermediary (e.g. a stockbroker) and may incur fees for doing so.

In addition, investors may pay more than the current Net Asset Value per share when buying shares and may receive less than the current Net Asset Value per Share when selling them. Affiliated companies of HSBC Global Asset Management (UK) Limited may make markets in HSBC ETFs plc. UK based investors are advised they may not be afforded some of the protections conveyed by the Financial Services and Markets Act (2000), (the Act). The Company is recognised in the UK by the Financial Conduct Authority under section 264 of the Act. The shares in the company have not been and will not be offered for sale or sold in the United States of America, its territories or possessions and all areas subject to its jurisdiction, or to United States Persons. Investors and potential investors should read and note the risk warnings in the prospectus, relevant KID and Fund supplement (where available) and additionally, in the case of retail clients, the information contained in the supporting SID.

Further information about the Company including the Prospectus, the most recent annual and semi-annual reports of the Company and the latest share prices, may be obtained free of charge, in English, from the Administrator by emailing ifsinvestorqueries@hsbc.com, or by visiting www.etf.hsbc.com. Details of the underlying investments of the fund are available on www.etf.hsbc.com.

The most recent Prospectus is available in English, German and French. Key Information Document (PRIIPs KID) are available in the local language where they are registered.

The indicative intra-day net asset value of the fund is available on at least one major market data vendor terminal such as Bloomberg, as well as on a wide range of websites that display stock market data, including www.reuters.com.