

## HSBC ETFs PLC

# HSBC MSCI EMERGING MARKETS UCITS ETF

Marketing communication | Monthly report 31 March 2026 | HEMC LN | USD (Acc)



## Investment objective

The Fund aims to track as closely as possible the returns of the MSCI Emerging Markets Index (the "Index"). The Fund will invest in or gain exposure to shares of companies which make up the Index.



## Investment strategy

The Index is made up of large and mid-cap companies of emerging market countries. The Fund is passively managed and aims to invest in the shares of the companies in generally the same proportion as in the Index. There may be circumstances when it is not possible or practical for the Fund to invest in all constituents of the Index.

The Fund may invest in Chinese equities. The Fund may also invest in China A-shares through the Shanghai-Hong Kong and/or Shenzhen-Hong Kong Stock Connect, CAAPs or funds.

The Fund may invest up to 35% of its assets in securities from a single issuer during exceptional market conditions.

The Fund may invest in depositary receipts and up to 10% in other funds.

The Fund may invest up to 10% in total return swaps and contracts for difference.

See the Prospectus for a full description of the investment objectives and derivative usage.



## Main risks

- The Fund's unit value can go up as well as down, and any capital invested in the Fund may be at risk.
- The value of investible securities can change over time due to a wide variety of factors, including but not limited to: political and economic news, government policy, changes in demographics, cultures and populations, natural or human-caused disasters etc.
- The Fund may invest in Emerging Markets, these markets are less established, and often more volatile, than developed markets and involve higher risks, particularly market, liquidity and currency risks.

### Fund facts

Fund manager	HSBC Global Asset Management (UK) Limited
Custodian	HSBC Continental Europe
Fund administrator	HSBC Securities Services (Ireland) DAC

## Share Class Details

### Key metrics

NAV per Share	<b>USD 15.21</b>
Performance 1 month	<b>-12.76%</b>
Tracking error 3 years	<b>0.51%</b>

### Fund facts

UCITS V compliant	<b>Yes</b>
Dividend treatment	<b>Accumulating</b>
Dividend currency	<b>USD</b>
Fund base currency	<b>USD</b>
Share Class Base Currency	<b>USD</b>
Domicile	<b>Ireland</b>
Inception date	<b>28 June 2022</b>
Shares outstanding	<b>65,044,445</b>
Fund Size	<b>USD 4,504,318,347</b>
Reference benchmark	<b>100% MSCI Emerging Markets Net</b>
Replication Method	<b>Physical- Full</b>
SIPP eligible	<b>Yes</b>
Issuer	<b>HSBC ETFs PLC</b>
Fiscal year end	<b>Dec</b>

### Fees and expenses

Ongoing Charge Figure <sup>1</sup>	<b>0.150%</b>
------------------------------------	---------------

### Codes

ISIN	<b>IE000KCS7J59</b>
------	---------------------

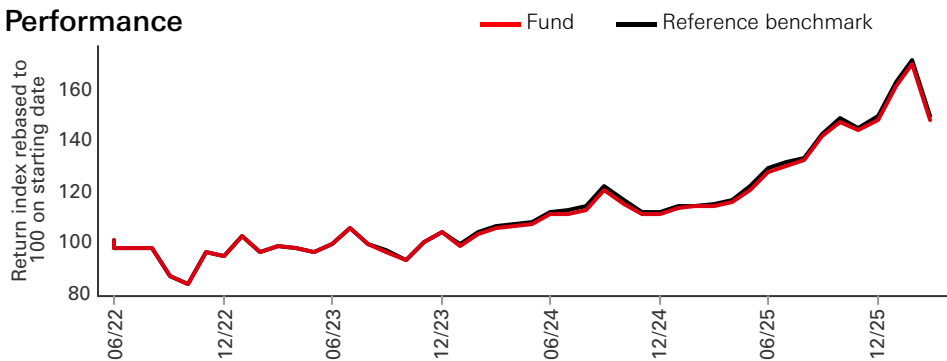
<sup>1</sup>Ongoing Charges Figure is based on expenses over a year. The figure includes annual management charge but not the transaction costs. Such figures may vary from time to time.

Past performance is not an indicator of future returns. The figures are calculated in the share class base currency, dividend reinvested, net of fees.

This is a marketing communication. Please refer to the prospectus and to the KID before making any final investment decisions. For definition of terms, please refer to the Glossary QR code and Prospectus.

Source: HSBC Asset Management, data as at 31 March 2026

## Performance



Performance (%)	YTD	1 month	3 months	6 months	1 year	3 years ann	5 years ann	Since inception ann
<b>Fund</b>	<b>0.16</b>	<b>-12.76</b>	<b>0.16</b>	<b>4.77</b>	<b>29.66</b>	<b>14.58</b>	--	<b>10.93</b>
Reference benchmark	-0.17	-13.06	-0.17	4.56	29.55	14.84	--	11.12
Tracking difference	0.33	0.30	0.33	0.21	0.11	-0.26	--	-0.19
Tracking error	--	--	--	--	0.54	0.51	--	0.52

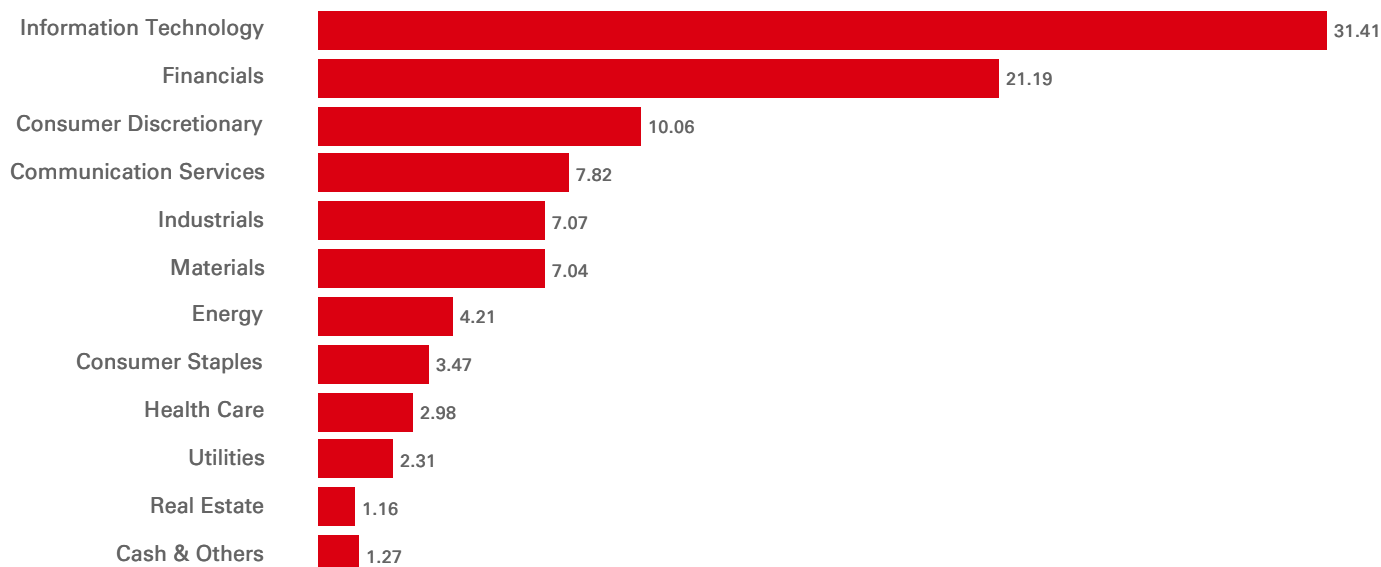
Calendar year performance (%)	2021	2022	2023	2024	2025
<b>Fund</b>	--	--	<b>9.31</b>	<b>7.16</b>	<b>33.39</b>
Reference benchmark	--	--	9.83	7.50	33.57

Equity characteristics	Fund	Reference benchmark
No. of holdings ex cash	1,231	1,194
Average Market Cap (USD Mil)	299,226	299,607
Price/earning ratio	15.57	15.57

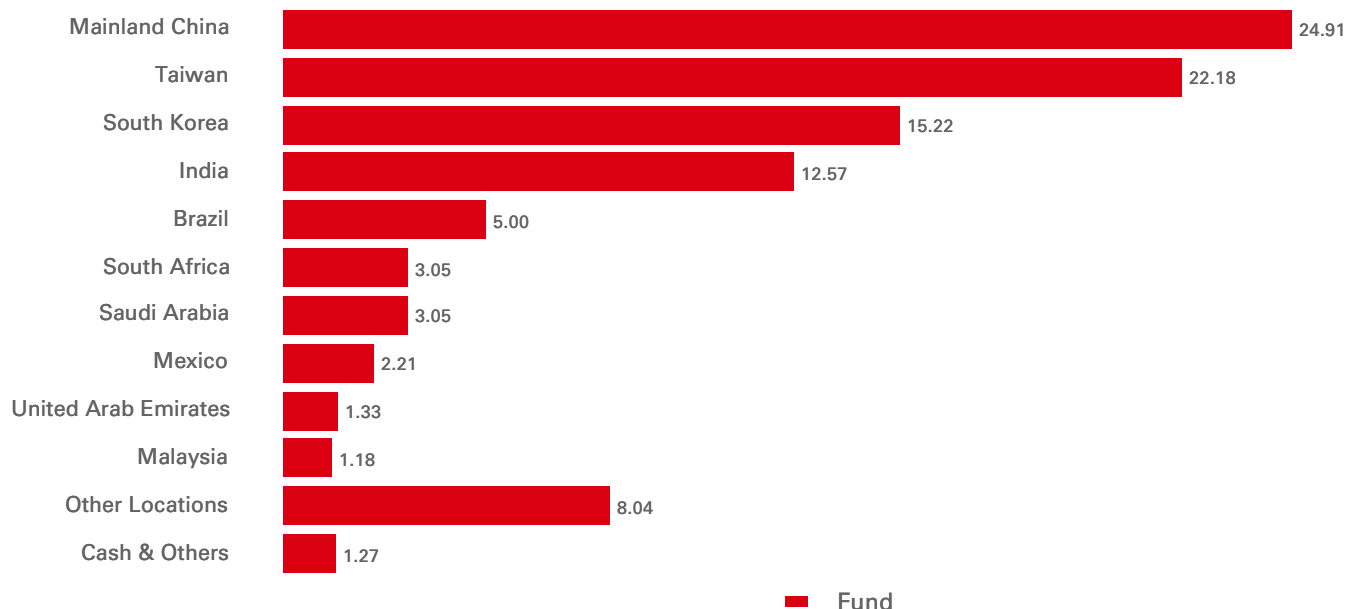
### Benchmark Information

Index name	100% MSCI Emerging Markets Net
Index currency	USD
Benchmark type	Total Return
Index Rebalancing Frequency	Quarterly
TR Index Bloomberg Ticker	NDUEEGF
TR Index Reuters RIC	.dMIEF0000NUS

## Sector Allocation (%)



### Geographical Allocation (%)



Top 10 Holdings	Location	Sector	Weight (%)
Taiwan Semiconductor Co Ltd	Taiwan	Information Technology	13.09
Samsung Electronics Co Ltd	South Korea	Information Technology	5.58
Tencent Holdings Ltd	Mainland China	Communication Services	3.81
SK hynix Inc	South Korea	Information Technology	2.77
Alibaba Group Holding Ltd	Mainland China	Consumer Discretionary	2.52
China Construction Bank Corp	Mainland China	Financials	0.99
HDFC Bank Ltd	India	Financials	0.86
Reliance Industries Ltd	India	Energy	0.84
Delta Electronics Inc	Taiwan	Information Technology	0.81
Petroleo Brasileiro SA - Petrobras	Brazil	Energy	0.80

Exchange name	Listing date	Trading currency	Trading hours	Bloomberg ticker	Reuters	iNAV RIC	iNAV Bloomberg	iNAV Reuters
LONDON STOCK EXCHANGE	29 Jun 2022	USD	08:00 - 16:30	HEMA LN	HEMA.L	HEMUSDIV	HEMAUSDINA	V=SOLA
LONDON STOCK EXCHANGE	29 Jun 2022	GBP	--	HEMC LN	HEMC.L	HEMAGBIV	HEMAGBiv.P	
LONDON STOCK EXCHANGE	29 Jun 2022	GBP	--	HEMC LN	HEMC.L	--	--	
NYSE EURONEXT - EURONEXT PARIS	12 Jul 2022	EUR	09:00 - 17:30	HEMA FP	HSHEMC.P A	HEMEURIV	HEMAEURINA	V=SOLA
DEUTSCHE BOERSE AG-XETRA	12 Jul 2022	EUR	09:00 - 17:30	H4Z3 GY	H4Z3.DE	HEMEURIV	HEMAEURINA	V=SOLA
LONDON STOCK EXCHANGE	29 Jun 2022	GBP	08:00 - 16:30	HEMC LN	HSHEMC.L	HEMCGBIV	HEMCGBPINA	V=SOLA
BORSA ITALIANA SPA	12 Jul 2022	EUR	--	HEMA IM	HEMA.MI	HEMEURIV	HEMAEURINA	V=SOLA
BOLSA INSTITUCIONAL DE VALORES	19 Jun 2025	MXN	--	HEMAN MM	--	--	--	

## Risk Disclosure


- To the extent that the Fund seeks to replicate index performance by holding individual securities, there is no guarantee that its composition or performance will exactly match that of the target index at any given time (“tracking error”).
- Derivatives may be used by the Fund, and these can behave unexpectedly. The pricing and volatility of many derivatives may diverge from strictly reflecting the pricing or volatility of their underlying reference(s), instrument or asset.
- Investment Leverage occurs when the economic exposure is greater than the amount invested, such as when derivatives are used. A Fund that employs leverage may experience greater gains and/or losses due to the amplification effect from a movement in the price of the reference source.
- Where overseas investments are held the rate of currency exchange may cause the value of such investments to go down as well as up.
- Further information on the potential risks can be found in the Key Information Document (KID) and/or the Prospectus or Offering Memorandum.

## Index Disclaimer

Source: MSCI. The MSCI information may only be used for your internal use, may not be reproduced or disseminated in any form and may not be used as a basis for or a component of any financial instruments or products or indices. None of the MSCI information is intended to constitute investment advice or a recommendation to make (or refrain from making) any kind of investment decision and may not be relied on as such. Historical data and analysis should not be taken as an indication or guarantee of any future performance analysis, forecast or prediction. The MSCI information is provided on an “as is” basis and the user of this information assumes the entire risk of any use made of this information. MSCI, each of its affiliates and each other person involved in or related to compiling, computing or creating any MSCI information (collectively, the “MSCI Parties”) expressly disclaims all warranties (including, without limitation, any warranties of originality, accuracy, completeness, timeliness, non-infringement, merchantability and fitness for a particular purpose) with respect to this information. Without limiting any of the foregoing, in no event shall any MSCI Party have any liability for any direct, indirect, special, incidental, punitive, consequential (including, without limitation, lost profits) or any other damages. (www.msci.com)

Source: HSBC Asset Management, data as at 31 March 2026

Follow us on:



---

For more information please contact us at Tel: +352404646767.  
[www.assetmanagement.hsbc.com/uk](http://www.assetmanagement.hsbc.com/uk)  
[amgtransferagency@lu.hsbc.com](mailto:amgtransferagency@lu.hsbc.com)  
To help improve our service and in the interests of security we may record and/or monitor your communication with us.

---

### Glossary



[www.assetmanagement.hsbc.lu/api/v1/download/document/lu2004780537/lu/en/glossary](http://www.assetmanagement.hsbc.lu/api/v1/download/document/lu2004780537/lu/en/glossary)

## Important Information

This document is produced and distributed by HSBC Asset Management and is only intended for non-professional investors as defined by MIFID. The information contained herein is subject to change without notice. All non-authorized reproduction or use of this commentary and analysis will be the responsibility of the user and will be likely to lead to legal proceedings.

This information has no contractual value and is not by any means intended as a solicitation, nor an investment advice for the purchase or sale of any financial instrument in any jurisdiction in which such an offer is not lawful.

The commentary and analysis presented in this document reflect the opinion of HSBC Asset Management on the markets, according to the information available to date. They do not constitute any kind of commitment from HSBC Asset Management.

Tax treatment depends on the individual circumstances of each client and may be subject to change in the future.

Capital is not guaranteed. It is important to remember that the value of investments and any income from them can go down as well as up and is not guaranteed.

Please note that the distribution of the product can stop at any time by decision of the management company.

Consequently, HSBC Asset Management will not be held responsible for any investment or divestment decision taken on the basis of the commentary and/or analysis in this document.

All data from HSBC Asset Management unless otherwise specified.

Any third party information has been obtained from sources we believe to be reliable, but which we have not independently verified.

Further additional and complete information (including but not limited to) investor rights, costs and charges, please refer to the prospectus.

Term : The management company cannot terminate the Fund unilaterally. The Board of Directors may furthermore decide to liquidate the Fund in certain circumstances set out in the prospectus and articles of incorporation of the Fund.

If necessary, investors can refer to the complaints handling charter available in the banner of our website:

<https://www.assetmanagement.hsbc.lu/-/media/files/attachments/common/countries/luxembourg/client-complaints.pdf>

The fund is a sub-fund of HSBC ETFs plc ("the Company"), an investment company with variable capital and segregated liability between sub-funds, incorporated in Ireland as a public limited company, and is authorised by the Central Bank of Ireland. The company is constituted as an umbrella fund, with segregated liability between sub-funds. Shares purchased on the secondary market cannot usually be sold directly back to the Company.

Investors must buy and sell shares on the secondary market with the assistance of an intermediary (e.g. a stockbroker) and may incur fees for doing so.

In addition, investors may pay more than the current Net Asset Value per share when buying shares and may receive less than the current Net Asset Value per Share when selling them. Affiliated companies of HSBC Global Asset Management (UK) Limited may make markets in HSBC ETFs plc. UK based investors are advised they may not be afforded some of the protections conveyed by the Financial Services and Markets Act (2000), (the Act). The Company is recognised in the UK by the Financial Conduct Authority under section 264 of the Act. The shares in the company have not been and will not be offered for sale or sold in the United States of America, its territories or possessions and all areas subject to its jurisdiction, or to United States Persons. Investors and potential investors should read and note the risk warnings in the prospectus, relevant KID and Fund supplement (where available) and additionally, in the case of retail clients, the information contained in the supporting SID.

Further information about the Company including the Prospectus, the most recent annual and semi-annual reports of the Company and the latest share prices, may be obtained free of charge, in English, from the Administrator by emailing [ifsinvestorqueries@hsbc.com](mailto:ifsinvestorqueries@hsbc.com), or by visiting [www.etf.hsbc.com](http://www.etf.hsbc.com). Details of the underlying investments of the fund are available on [www.etf.hsbc.com](http://www.etf.hsbc.com).

The most recent Prospectus is available in English, German and French. Key Information Document (PRIIPs KID) are available in the local language where they are registered.

The indicative intra-day net asset value of the fund is available on at least one major market data vendor terminal such as Bloomberg, as well as on a wide range of websites that display stock market data, including [www.reuters.com](http://www.reuters.com).