

HSBC ETFs PLC

HSBC USA SCREENED EQUITY UCITS ETF

Marketing communication | Monthly report 31 March 2026 | HSUS LN | USD

Investment objective

The Fund aims to track as closely as possible the returns of the FTSE USA ESG Low Carbon Select Index (the Index). The Fund will invest in or gain exposure to shares of companies which make up the Index. The Fund qualifies under Article 8 of SFDR.

Investment strategy

The Index is a subset of the FTSE USA Index (the Parent Index) and made up of companies in the United States, as defined by the Index provider.

The Index seeks to achieve a reduction in carbon emissions and fossil fuel reserves exposure, and an improvement of the FTSE Russell ESG rating against that of the Parent Index. It excludes shares of companies with exposure to: tobacco, thermal coal extraction, electricity generation, gambling, adult entertainment and controversial weapons. The Index also applies, among others, the United Nations Global Compact exclusionary criteria.

The Fund will be passively managed and will aim to invest in the shares of the companies in generally the same proportion as in the Index.

The Fund may invest up to 35% in securities from a single issuer during exceptional market conditions.

The Fund may invest up to 10% in funds and up to 10% in total return swaps and contracts for difference.

See the Prospectus for a full description of the investment objectives and derivative usage.

Main risks

- The Fund's unit value can go up as well as down, and any capital invested in the Fund may be at risk.
- The value of investible securities can change over time due to a wide variety of factors, including but not limited to: political and economic news, government policy, changes in demographics, cultures and populations, natural or human-caused disasters etc.
- To the extent that the Fund seeks to replicate index performance by holding individual securities, there is no guarantee that its composition or performance will exactly match that of the target index at any given time ("tracking error").

Fund facts

Fund manager	HSBC Global Asset Management (UK) Limited
Custodian	HSBC Continental Europe
Fund administrator	HSBC Securities Services (Ireland) DAC

Share Class Details

Key metrics

NAV per Share	USD 34.81
Performance 1 month	-4.41%
Tracking error 3 years	0.04%

Fund facts

UCITS V compliant	Yes
Dividend treatment	Accumulating
Dividend currency	USD
Fund base currency	USD
Share Class Base Currency	USD
Domicile	Ireland
Inception date	4 June 2020
Shares outstanding	19,862,365
Fund Size	USD 782,351,971
Reference benchmark	100% FTSE USA ESG Low Carbon Select Index
Replication Method	Physical- Full
SIPP eligible	Yes
Issuer	HSBC ETFs PLC
Fiscal year end	Dec

Fees and expenses

Ongoing Charge Figure ¹	0.120%
------------------------------------	---------------

Codes

ISIN	IE00BKY40J65
------	---------------------

¹Ongoing Charges Figure is based on expenses over a year. The figure includes annual management charge but not the transaction costs. Such figures may vary from time to time.

Past performance is not an indicator of future returns. The figures are calculated in the share class base currency, dividend reinvested, net of fees.

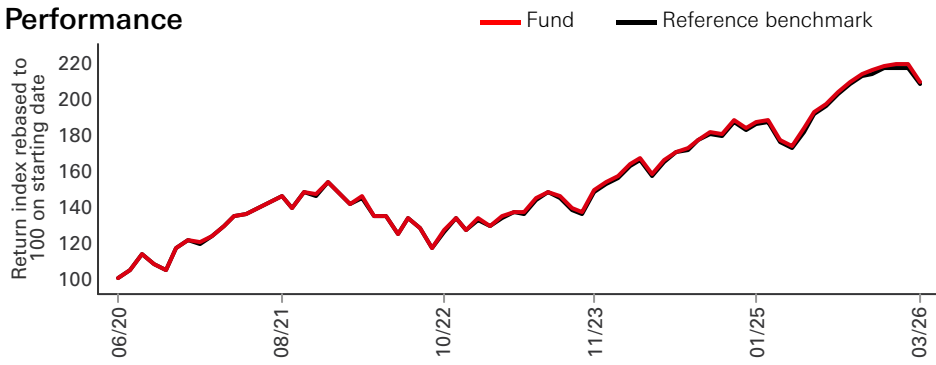
This is a marketing communication. Please refer to the prospectus and to the KID before making any final investment decisions.

For definition of terms, please refer to the Glossary QR code and Prospectus.

Prior to 30/04/2025 the fund name was HSBC USA SUSTAINABLE EQUITY UCITS ETF

Source: HSBC Asset Management, data as at 31 March 2026

Performance

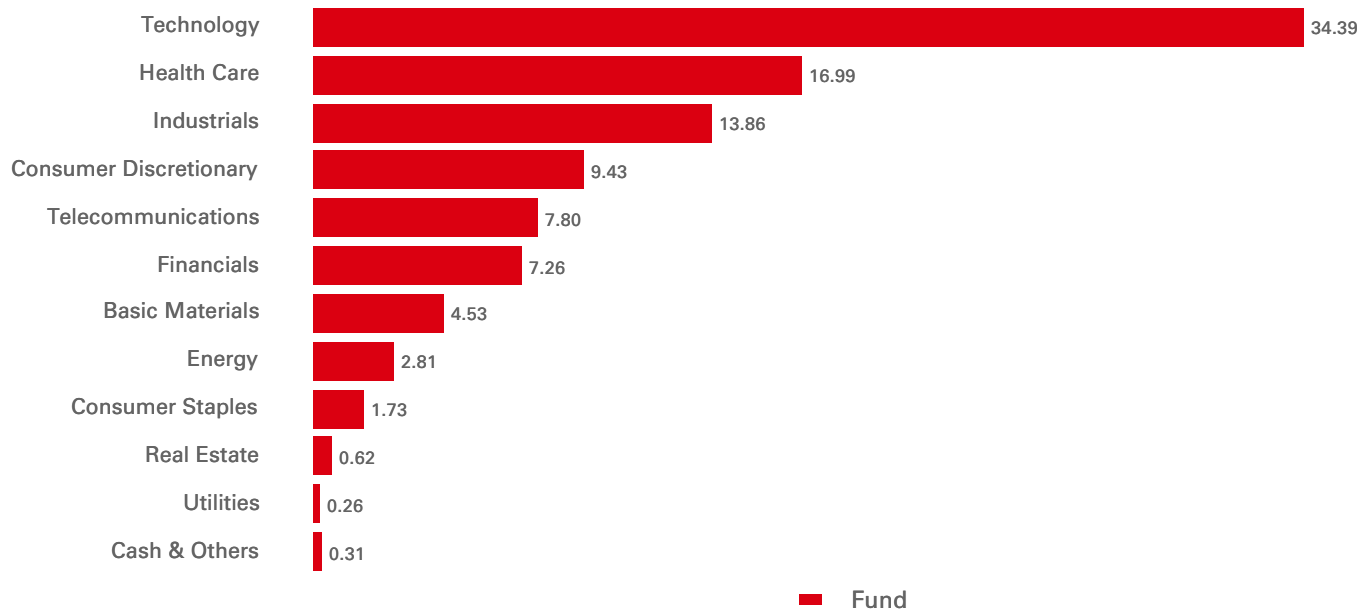


Performance (%)	YTD	1 month	3 months	6 months	1 year	3 years ann	5 years ann	10 years ann	Since inception ann
Fund	-4.05	-4.41	-4.05	-0.05	18.58	16.05	10.24	--	13.59
Reference benchmark	-4.07	-4.41	-4.07	-0.09	18.49	15.91	10.09	--	13.44
Tracking difference	0.02	0.00	0.02	0.04	0.09	0.14	0.15	--	0.15
Tracking error	--	--	--	--	0.03	0.04	0.04	--	0.04

Calendar year performance (%)	2016	2017	2018	2019	2020	2021	2022	2023	2024	2025
Fund	--	--	--	--	--	27.17	-17.33	21.15	19.57	18.93
Reference benchmark	--	--	--	--	--	27.02	-17.48	20.95	19.40	18.84

Equity characteristics	Fund	Reference benchmark	Benchmark Information
No. of holdings ex cash	293	294	Index name 100% FTSE USA ESG Low Carbon Select Index
Average Market Cap (USD Mil)	913,797	913,790	Index currency USD
Price/earning ratio	20.75	20.75	Benchmark type Net Return
			Index Rebalancing Frequency Annually
			TR Index Bloomberg Ticker ELCUSAN
			TR Index Reuters RIC .TFTELCUSANU

Sector Allocation (%)



Past performance is not an indicator of future returns. The figures are calculated in the share class base currency, dividend reinvested, net of fees.

Broad Market Index: FTSE USA

Source: HSBC Asset Management, data as at 31 March 2026

Top 10 Holdings	Sector	Weight (%)
Johnson & Johnson	Health Care	10.36
Visa Inc	Industrials	8.44
Microsoft Corp	Technology	7.15
NVIDIA Corp	Technology	5.42
Cisco Systems Inc	Telecommunications	5.12
Apple Inc	Technology	4.19
Merck & Co Inc	Health Care	2.90
Intel Corp	Technology	2.52
Alphabet Inc	Technology	2.40
Amazon.com Inc	Consumer Discretionary	2.38

Exchange name	Listing date	Trading currency	Trading hours	Bloomberg ticker	Reuters RIC	iNAV Bloomberg	iNAV Reuters
LONDON STOCK EXCHANGE	05 Jun 2020	USD	08:00 - 16:30	HSUD LN	HSUD.L	HSUUSDIV	HSUDUSDINA V=SOLA
LONDON STOCK EXCHANGE	05 Jun 2020	GBP	08:00 - 16:30	HSUS LN	HSUS.L	HSUSGBIV	HSUSGBPNAV =SOLA
NYSE EURONEXT - EURONEXT PARIS	29 Jun 2020	EUR	09:00 - 17:30	HSUD FP	HSUS.PA	HSUEURIV	HSUDEURINAV =SOLA
BORSA ITALIANA SPA	06 Jul 2020	EUR	09:00 - 17:35	HSUD IM	HSUD. MI	HSUEURIV	HSUDEURINAV =SOLA
DEUTSCHE BOERSE AG-XETRA	15 Jul 2020	EUR	09:00 - 17:30	H412 GY	H412.DE	HSUEURIV	HSUDEURINAV =SOLA
SIX SWISS EXCHANGE	02 Sep 2020	USD	09:00 - 17:30	HSUD SW	HSUD.S	HSUUSDIV	HSUDUSDINA V=SOLA
BOLSA INSTITUCIONAL DE VALORES	22 Sep 2020	MXN	--	HSUDN MM	HSUD.BIV	--	--
SIX SWISS EXCHANGE	02 Sep 2020	USD	09:00 - 17:30	HSUD SW	HSUD.S	HSUUSDIV	HSUDUSDINA V=SOLA

Sustainability indicators	Fund	Broad market index
Carbon emissions intensity	53.74	104.06
Fossil fuel reserves intensity	207.70	389.26

Carbon emissions intensity - Carbon Intensity measures the quantity of carbon emission of a company (tonnes CO²e/USD million)

Source of analytics: Trucost

Fossil fuel reserves intensity - Fossil Fuel Reserves Intensity describes the quantities of greenhouse gas emissions that could be generated if the proven and probable fossil fuel reserves owned by companies were realised and burned. (tonnes CO²e/USD million Market Cap)

FTSE ESG Score	ESG score	E	S	G
Fund	4.1	4.2	4.1	4.2
Broad market index	3.5	3.4	3.4	3.8

Provides a measure of a company's exposure to, and management of, ESG issues in multiple dimensions. The ESG Ratings are comprised of an overall Rating that breaks down into underlying Pillar and Thematic Exposures and Scores. A higher number indicates a more favourable ESG profile in the view of FTSE.

Risk Disclosure


- Derivatives may be used by the Fund, and these can behave unexpectedly. The pricing and volatility of many derivatives may diverge from strictly reflecting the pricing or volatility of their underlying reference(s), instrument or asset.
- Investment Leverage occurs when the economic exposure is greater than the amount invested, such as when derivatives are used. A Fund that employs leverage may experience greater gains and/or losses due to the amplification effect from a movement in the price of the reference source.
- Where overseas investments are held the rate of currency exchange may cause the value of such investments to go down as well as up.
- Further information on the potential risks can be found in the Key Information Document (KID) and/or the Prospectus or Offering Memorandum.

Index Disclaimer

FTSE International Limited ("FTSE") © FTSE 2026. "FTSE®" is a trade mark of the London Stock Exchange Group companies and is used by FTSE International Limited under licence. All rights in the FTSE indices and / or FTSE ratings vest in FTSE and/or its licensors. Neither FTSE nor its licensors accept any liability for any errors or omissions in the FTSE indices and / or FTSE ratings or underlying data. No further distribution of FTSE Data is permitted without FTSE's express written consent.

Source: HSBC Asset Management, data as at 31 March 2026

Follow us on:



For more information please contact us at Tel: +352404646767.

www.assetmanagement.hsbc.com/uk
amgtransferagency@lu.hsbc.com

To help improve our service and in the interests of security we may record and/or monitor your communication with us.

Fund center



Glossary



www.assetmanagement.hsbc.lu/api/v1/download/document/lu2004780537/lu/en/glossary

Important Information

This document is produced and distributed by HSBC Asset Management and is only intended for non-professional investors as defined by MIFID. The information contained herein is subject to change without notice. All non-authorised reproduction or use of this commentary and analysis will be the responsibility of the user and will be likely to lead to legal proceedings.

This information has no contractual value and is not by any means intended as a solicitation, nor an investment advice for the purchase or sale of any financial instrument in any jurisdiction in which such an offer is not lawful.

The commentary and analysis presented in this document reflect the opinion of HSBC Asset Management on the markets, according to the information available to date. They do not constitute any kind of commitment from HSBC Asset Management.

Tax treatment depends on The individual circumstances of each client and may be subject to change in The future.

Capital is not guaranteed. It is important to remember that the value of investments and any income from them can go down as well as up and is not guaranteed.

Please note that the distribution of the product can stop at any time by decision of the management company.

Consequently, HSBC Asset Management will not be held responsible for any investment or disinvestment decision taken on the basis of the commentary and/or analysis in this document.

All data from HSBC Asset Management unless otherwise specified.

Any third party information has been obtained from sources we believe to be reliable, but which we have not independently verified.

Further additional and complete information (including but not limited to) investor rights, costs and charges, please refer to the prospectus.

Term : The management company cannot terminate the Fund unilaterally. The Board of Directors may furthermore decide to liquidate the Fund in certain circumstances set out in the prospectus and articles of incorporation of the Fund.

If necessary, investors can refer to the complaints handling charter available in the banner of our website:

<https://www.assetmanagement.hsbc.lu/-/media/files/attachments/common/countries/luxembourg/client-complaints.pdf>

The fund is a sub-fund of HSBC ETFs plc ("the Company"), an investment company with variable capital and segregated liability between sub-funds, incorporated in Ireland as a public limited company, and is authorised by the Central Bank of Ireland. The company is constituted as an umbrella fund, with segregated liability between sub-funds. Shares purchased on the secondary market cannot usually be sold directly back to the Company.

Investors must buy and sell shares on the secondary market with the assistance of an intermediary (e.g. a stockbroker) and may incur fees for doing so.

In addition, investors may pay more than the current Net Asset Value per share when buying shares and may receive less than the current Net Asset Value per Share when selling them. Affiliated companies of HSBC Global Asset Management (UK) Limited may make markets in HSBC ETFs plc. UK based investors are advised they may not be afforded some of the protections conveyed by the Financial Services and Markets Act (2000), (the Act). The Company is recognised in the UK by the Financial Conduct Authority under section 264 of the Act. The shares in the company have not been and will not be offered for sale or sold in the United States of America, its territories or possessions and all areas subject to its jurisdiction, or to United States Persons. Investors and potential investors should read and note the risk warnings in the prospectus, relevant KID and Fund supplement (where available) and additionally, in the case of retail clients, the information contained in the supporting SID.

Further information about the Company including the Prospectus, the most recent annual and semi-annual reports of the Company and the latest share prices, may be obtained free of charge, in English, from the Administrator by emailing ifsinvestorqueries@hsbc.com, or by visiting www.etf.hsbc.com. Details of the underlying investments of the fund are available on www.etf.hsbc.com.

The most recent Prospectus is available in English, German and French. Key Information Document (PRIIPs KID) are available in the local language where they are registered.

The indicative intra-day net asset value of the fund is available on at least one major market data vendor terminal such as Bloomberg, as well as on a wide range of websites that display stock market data, including www.reuters.com.

Detailed information for article 8 and 9 sustainable investment products, as categorised under the Sustainable Finance Disclosure Regulation (SFDR), including; description of the environmental or social characteristics or the sustainable investment objective; methodologies used to assess, measure and monitor the environmental or social characteristics and the impact of the selected sustainable investments and; objectives and benchmark information, can be found at: <https://www.assetmanagement.hsbc.co.uk/en/intermediary/investment-expertise/sustainable-investments/sustainable-investment-product-offering>