

HSBC ETFs PLC

HSBC EURO STOXX 50 UCITS ETF

Marketing communication | Monthly report 31 May 2026 | H50E LN | EUR



Investment objective

The Fund aims to track as closely as possible the returns of the EURO STOXX 50 Index (the "Index"). The Fund will invest in or gain exposure to shares of companies which make up the Index.



Investment strategy

The Index is made up of the 50 largest stock market listed companies in the European Monetary Union. The Fund will be passively managed and will aim to invest in the shares of the companies in generally the same proportion as in the Index. However, there may be circumstances when it is not possible or practical for the Fund to invest in all constituents of the Index. If the Fund cannot invest directly in the companies that constitute the Index, it may gain exposure by using other investments such as depositary receipts, derivatives or funds. The Fund may invest up to 35% of its assets in securities from a single issuer during exceptional market conditions. The Fund may invest up to 10% of its assets in total return swaps and contracts for difference. The Fund may invest up to 10% of its assets in other funds, including HSBC funds. See the Prospectus for a full description of the investment objectives and derivative usage.



Main risks

- The Fund's unit value can go up as well as down, and any capital invested in the Fund may be at risk.
- The value of investible securities can change over time due to a wide variety of factors, including but not limited to: political and economic news, government policy, changes in demographics, cultures and populations, natural or human-caused disasters etc.
- To the extent that the Fund seeks to replicate index performance by holding individual securities, there is no guarantee that its composition or performance will exactly match that of the target index at any given time ("tracking error").

Fund facts

Fund manager	HSBC Global Asset Management (UK) Limited
Custodian	HSBC Continental Europe
Fund administrator	HSBC Securities Services (Ireland) DAC

Share Class Details

Key metrics

NAV per Share	EUR 64.50
Performance 1 month	3.84%
Tracking error 3 years	0.12%

Fund facts

UCITS V compliant	Yes
Dividend treatment	Distributing
Distribution Frequency	Semi-Annually
Dividend ex-date	5 February 2026
Dividend Yield ¹	2.46%
Last Paid Dividend	0.342000
Dividend currency	EUR
Fund base currency	EUR
Share Class Base Currency	EUR
Domicile	Ireland
Inception date	5 October 2009
Shares outstanding	22,643,039
Fund Size	EUR 2,372,180,132
Reference benchmark	100% EURO STOXX 50 Net
Replication Method	Physical- Full
SIPP eligible	Yes
Issuer	HSBC ETFs PLC
Fiscal year end	Dec

Fees and expenses

Ongoing Charge Figure ²	0.050%
------------------------------------	---------------

Codes

ISIN	IE00B4K6B022
------	---------------------

¹Dividend Yield: represents the ratio of distributed income over the last 12 months to the fund's current Net Asset Value.

²Ongoing Charges Figure is based on expenses over a year. The figure includes annual management charge but not the transaction costs. Such figures may vary from time to time.

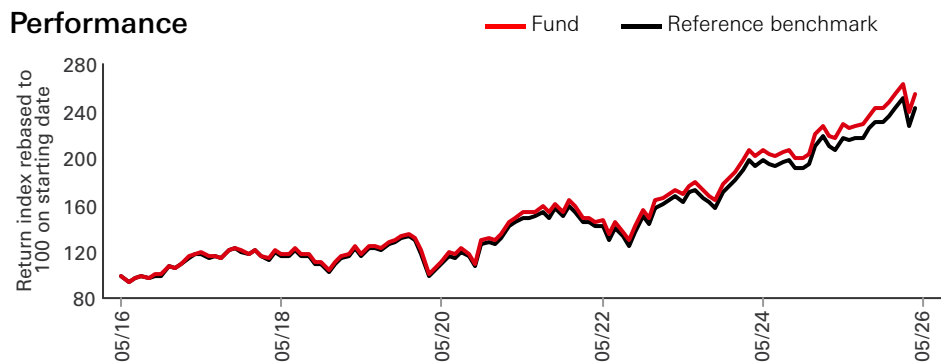
Past performance is not an indicator of future returns. The figures are calculated in the share class base currency, dividend reinvested, net of fees.

This is a marketing communication. Please refer to the prospectus and to the KID before making any final investment decisions.

For definition of terms, please refer to the Glossary QR code and Prospectus.

Source: HSBC Asset Management, data as at 31 May 2026

Performance



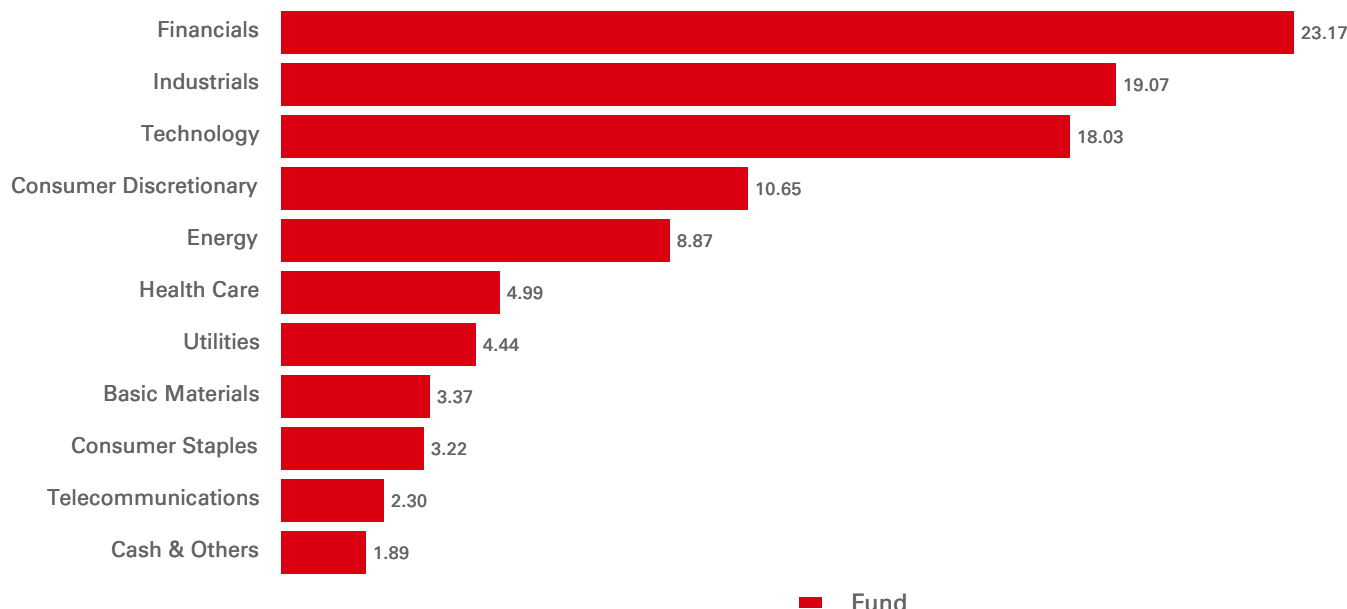
Performance (%)	YTD	1 month	3 months	6 months	1 year	3 years ann	5 years ann	10 years ann
Fund	6.51	3.84	0.31	8.90	15.72	15.98	11.49	10.24
Reference benchmark	6.16	3.65	0.00	8.53	15.24	15.45	10.91	9.67
Tracking difference	0.35	0.19	0.31	0.38	0.48	0.54	0.58	0.57
Tracking error	--	--	--	--	0.12	0.12	0.15	--

Calendar year performance (%)	2016	2017	2018	2019	2020	2021	2022	2023	2024	2025
Fund	3.59	9.61	-11.93	29.67	-2.82	24.08	-9.01	22.83	11.57	21.76
Reference benchmark	3.07	9.15	-12.46	28.96	-3.29	23.34	-9.49	22.23	11.01	21.20

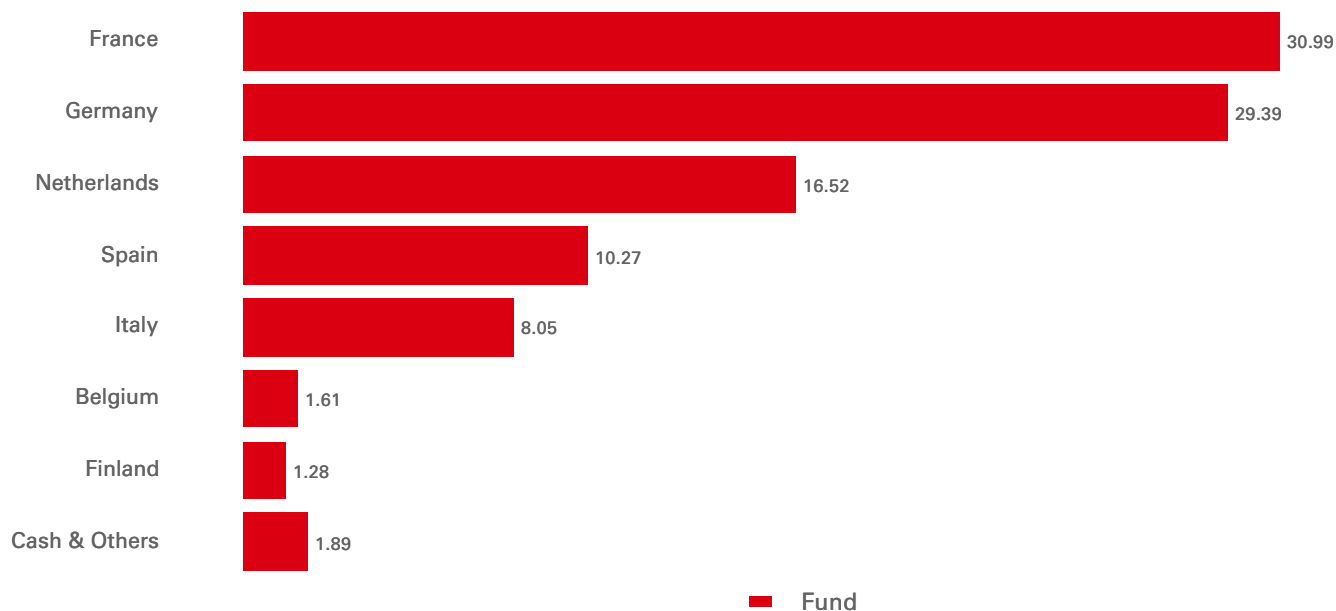
Equity characteristics	Fund	Reference benchmark
No. of holdings ex cash	50	50
Average Market Cap (EUR Mil)	198,257	198,254
Price/earning ratio	14.40	14.40

Benchmark Information	
Index name	100% EURO STOXX 50 Net
Index currency	EUR
Index Rebalancing Frequency	Quarterly
TR Index Bloomberg Ticker	SX5T
TR Index Reuters RIC	.STOXX50ER

Sector Allocation (%)



Geographical Allocation (%)



Top 10 Holdings	Location	Sector	Weight (%)
ASML Holding NV	Netherlands	Technology	10.94
Siemens AG	Germany	Industrials	4.60
TotalEnergies SE	France	Energy	3.73
SAP SE	Germany	Technology	3.60
Banco Santander SA	Spain	Financials	3.58
Schneider Electric SE	France	Industrials	3.53
Allianz SE	Germany	Financials	3.29
Siemens Energy AG	Germany	Energy	2.86
Iberdrola SA	Spain	Utilities	2.74
LVMH Moet Hennessy Louis Vuitton SE	France	Consumer Discretionary	2.68

Exchange name	Listing date	Trading currency	Trading hours	Bloomberg ticker	Reuters RIC	iNAV Bloomberg	iNAV Reuters
NYSE EURONEXT - EURONEXT PARIS	07 Dec 2009	EUR	09:00 - 17:30	50E FP	H50E.PA	50EEURIV	50EEURINAV=SOLA
LONDON STOCK EXCHANGE	06 Oct 2009	GBP	08:00 - 16:30	H50E LN	H50E.L	H50EGBIV	H50EGBXINAV=SOLA
SIX SWISS EXCHANGE	03 Sep 2010	USD	09:00 - 17:30	H50E SW	H50E.S	H50EUSIV	H50EUSDINAV=SOLA
DEUTSCHE BOERSE AG-XETRA	11 Oct 2010	EUR	09:00 - 17:30	H4ZA GY	H4ZA.DE	50EEURIV	50EEURINAV=SOLA
DEUTSCHE BOERSE AG- XFRA	11 Oct 2010	EUR	08:00 - 20:00	H4ZA GR	H4ZA.DE	50EEUIV	50EEU.iv.P
SIX SWISS EXCHANGE	11 Apr 2011	EUR	09:00 - 17:30	H50EEUR SW	H50EE.S	50EEURIV	50EEURINAV=SOLA
BORSA ITALIANA SPA	14 Jun 2017	EUR	09:00 - 17:35	H50E IM	H50E.MI	50EEURIV	50EEURINAV=SOLA

Risk Disclosure


- Derivatives may be used by the Fund, and these can behave unexpectedly. The pricing and volatility of many derivatives may diverge from strictly reflecting the pricing or volatility of their underlying reference(s), instrument or asset.
- Investment Leverage occurs when the economic exposure is greater than the amount invested, such as when derivatives are used. A Fund that employs leverage may experience greater gains and/or losses due to the amplification effect from a movement in the price of the reference source.
- Where overseas investments are held the rate of currency exchange may cause the value of such investments to go down as well as up.
- Further information on the potential risks can be found in the Key Information Document (KID) and/or the Prospectus or Offering Memorandum.

Index Disclaimer

STOXX Limited ("STOXX") is the source of Euro Stoxx 50 and the data comprised therein. STOXX has not been involved in any way in the creation of any reported information and does not give any warranty and excludes any liability whatsoever (whether in negligence or otherwise) – including without limitation for the accuracy, adequateness, correctness, completeness, timeliness, and fitness for any purpose – with respect to any reported information. or in relation to any errors, omissions or interruptions in the Euro Stoxx 50 or its data. Any dissemination or further distribution of any such information pertaining to STOXX is prohibited.

Source: HSBC Asset Management, data as at 31 May 2026

Follow us on:



For more information please contact us at Tel: +352404646767.

www.assetmanagement.hsbc.com/uk
amgtransferagency@lu.hsbc.com

To help improve our service and in the interests of security we may record and/or monitor your communication with us.

Fund center



Glossary



www.assetmanagement.hsbc.lu/api/v1/download/document/lu2004780537/lu/en/glossary

Important Information

This document is produced and distributed by HSBC Asset Management and is only intended for non-professional investors as defined by MIFID. The information contained herein is subject to change without notice. All non-authorized reproduction or use of this commentary and analysis will be the responsibility of the user and will be likely to lead to legal proceedings.

This information has no contractual value and is not by any means intended as a solicitation, nor an investment advice for the purchase or sale of any financial instrument in any jurisdiction in which such an offer is not lawful.

The commentary and analysis presented in this document reflect the opinion of HSBC Asset Management on the markets, according to the information available to date. They do not constitute any kind of commitment from HSBC Asset Management.

Tax treatment depends on The individual circumstances of each client and may be subject to change in The future.

Capital is not guaranteed. It is important to remember that the value of investments and any income from them can go down as well as up and is not guaranteed.

Please note that the distribution of the product can stop at any time by decision of the management company.

Consequently, HSBC Asset Management will not be held responsible for any investment or disinvestment decision taken on the basis of the commentary and/or analysis in this document.

All data from HSBC Asset Management unless otherwise specified.

Any third party information has been obtained from sources we believe to be reliable, but which we have not independently verified.

Further additional and complete information (including but not limited to) investor rights, costs and charges, please refer to the prospectus.

Term : The management company cannot terminate the Fund unilaterally. The Board of Directors may furthermore decide to liquidate the Fund in certain circumstances set out in the prospectus and articles of incorporation of the Fund.

If necessary, investors can refer to the complaints handling charter available in the banner of our website:

<https://www.assetmanagement.hsbc.lu/-/media/files/attachments/common/countries/luxembourg/client-complaints.pdf>

The fund is a sub-fund of HSBC ETFs plc ("the Company"), an investment company with variable capital and segregated liability between sub-funds, incorporated in Ireland as a public limited company, and is authorised by the Central Bank of Ireland. The company is constituted as an umbrella fund, with segregated liability between sub-funds. Shares purchased on the secondary market cannot usually be sold directly back to the Company.

Investors must buy and sell shares on the secondary market with the assistance of an intermediary (e.g. a stockbroker) and may incur fees for doing so.

In addition, investors may pay more than the current Net Asset Value per share when buying shares and may receive less than the current Net Asset Value per Share when selling them. Affiliated companies of HSBC Global Asset Management (UK) Limited may make markets in HSBC ETFs plc. UK based investors are advised they may not be afforded some of the protections conveyed by the Financial Services and Markets Act (2000), (the Act). The Company is recognised in the UK by the Financial Conduct Authority under section 264 of the Act. The shares in the company have not been and will not be offered for sale or sold in the United States of America, its territories or possessions and all areas subject to its jurisdiction, or to United States Persons. Investors and potential investors should read and note the risk warnings in the prospectus, relevant KID and Fund supplement (where available) and additionally, in the case of retail clients, the information contained in the supporting SID.

Further information about the Company including the Prospectus, the most recent annual and semi-annual reports of the Company and the latest share prices, may be obtained free of charge, in English, from the Administrator by emailing ifsinvestorqueries@hsbc.com, or by visiting www.etf.hsbc.com. Details of the underlying investments of the fund are available on www.etf.hsbc.com.

The most recent Prospectus is available in English, German and French. Key Information Document (PRIIPs KID) are available in the local language where they are registered.

The indicative intra-day net asset value of the fund is available on at least one major market data vendor terminal such as Bloomberg, as well as on a wide range of websites that display stock market data, including www.reuters.com.