

HSBC ETFs PLC

HSBC S&P 500 UCITS ETF

Marketing communication | Monthly report 31 March 2026 | HSPX SW | USD



Investment objective

The Fund aims to track as closely as possible the returns of the S&P 500 Index (the "Index"). The Fund will invest in or gain exposure to shares of companies which make up the Index.



Investment strategy

The Index is made up of large-sized stock market listed companies in the US. The Fund will be passively managed and will aim to invest in the shares of the companies in generally the same proportion as in the Index. However, there may be circumstances when it is not possible or practical for the Fund to invest in all constituents of the Index. If the Fund cannot invest directly in the companies that constitute the Index, it may gain exposure by using other investments such as depositary receipts, derivatives or funds. The Fund may invest up to 35% of its assets in securities from a single issuer during exceptional market conditions. The Fund may invest up to 10% of its assets in total return swaps and contracts for difference. The Fund may invest up to 10% of its assets in other funds, including HSBC funds. See the Prospectus for a full description of the investment objectives and derivative usage.



Main risks

- The Fund's unit value can go up as well as down, and any capital invested in the Fund may be at risk.
- The value of investible securities can change over time due to a wide variety of factors, including but not limited to: political and economic news, government policy, changes in demographics, cultures and populations, natural or human-caused disasters etc.
- To the extent that the Fund seeks to replicate index performance by holding individual securities, there is no guarantee that its composition or performance will exactly match that of the target index at any given time ("tracking error").

Fund facts

Fund manager	HSBC Global Asset Management (UK) Limited
Custodian	HSBC Continental Europe
Fund administrator	HSBC Securities Services (Ireland) DAC

Share Class Details

Key metrics

NAV per Share	USD 65.90
Performance 1 month	-5.00%
Tracking error 3 years	0.06%

Fund facts

UCITS V compliant	Yes
Dividend treatment	Distributing
Distribution Frequency	Semi-Annually
Dividend ex-date	5 February 2026
Dividend Yield ¹	0.96%
Last Paid Dividend	0.321400
Dividend currency	USD
Fund base currency	USD
Share Class Base Currency	USD
Domicile	Ireland
Inception date	14 May 2010
Shares outstanding	122,572,255
Fund Size	USD 8,573,066,619
Reference benchmark	100% S&P 500 Net
Replication Method	Physical- Full
SIPP eligible	Yes
Issuer	HSBC ETFs PLC
Fiscal year end	Dec

Fees and expenses

Ongoing Charge Figure ²	0.090%
------------------------------------	---------------

Codes

ISIN	IE00B5KQNG97
Valoren	11307112

¹Dividend Yield: represents the ratio of distributed income over the last 12 months to the fund's current Net Asset Value.

²Ongoing Charges Figure is based on expenses over a year. The figure includes annual management charge but not the transaction costs. Such figures may vary from time to time.

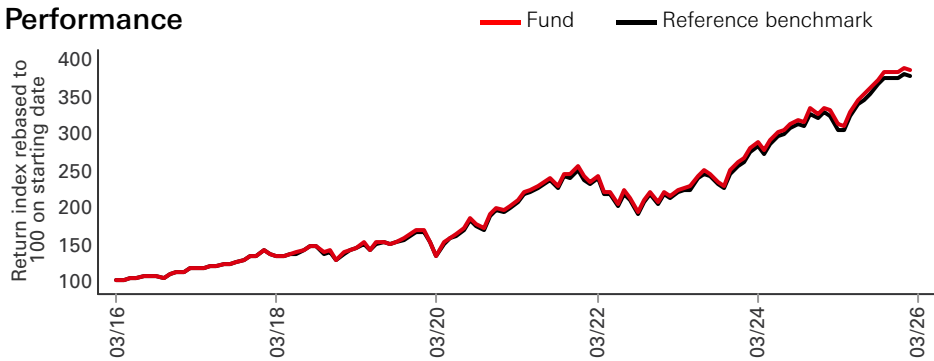
Past performance does not predict future returns. The figures are calculated in the share class base currency, dividend reinvested, net of fees.

This is a marketing communication. Please refer to the prospectus and to the KID before making any final investment decisions.

For definition of terms, please refer to the Glossary QR code and Prospectus.

Source: HSBC Asset Management, data as at 31 March 2026

Performance



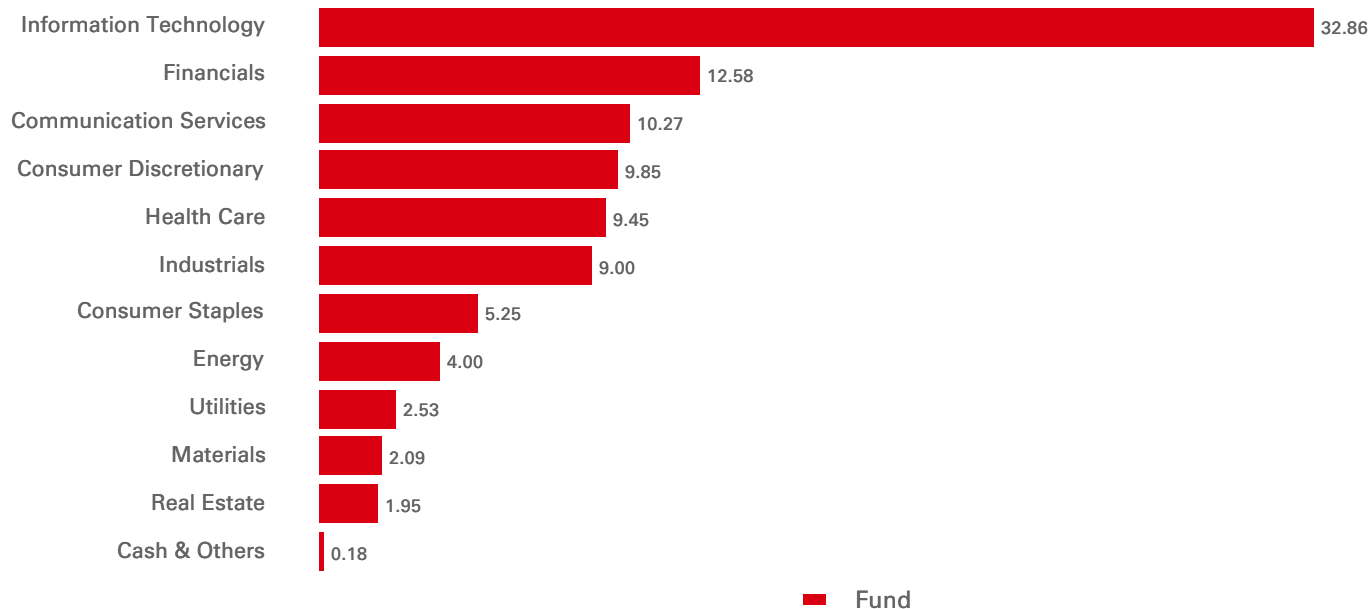
Performance (%)	YTD	1 month	3 months	6 months	1 year	3 years ann	5 years ann	10 years ann
Fund	-4.44	-5.00	-4.44	-1.96	17.41	18.01	11.72	13.81
Reference benchmark	-4.42	-5.01	-4.42	-1.97	17.36	17.82	11.58	13.58
Tracking difference	-0.01	0.01	-0.01	0.02	0.05	0.18	0.14	0.24
Tracking error	--	--	--	--	0.06	0.06	0.10	--

Rolling Performance (%)	31/03/25-31/03/26	31/03/24-31/03/25	31/03/23-31/03/24	31/03/22-31/03/23	31/03/21-31/03/22	31/03/20-31/03/21	31/03/19-31/03/20	31/03/18-31/03/19	31/03/17-31/03/18	31/03/16-31/03/17
Fund	17.41	7.95	29.64	-8.02	15.14	56.36	-7.39	9.31	13.53	16.61
Reference benchmark	17.36	7.82	29.27	-8.20	15.16	55.56	-7.53	8.84	13.32	16.43

Equity characteristics	Fund	Reference benchmark
No. of holdings ex cash	502	501
Average Market Cap (USD Mil)	1,122,924	1,123,200
Price/earning ratio	22.75	22.75

Benchmark Information	
Index name	100% S&P 500 Net
Index currency	USD
Index Rebalancing Frequency	Quarterly
TR Index Bloomberg Ticker	SPTR500N
TR Index Reuters RIC	.SPXNTR

Sector Allocation (%)



Top 10 Holdings	Sector	Weight (%)
NVIDIA Corp	Information Technology	7.57
Apple Inc	Information Technology	6.65
Alphabet Inc	Communication Services	5.39
Microsoft Corp	Information Technology	4.91
Amazon.com Inc	Consumer Discretionary	3.63
Broadcom Inc	Information Technology	2.62
Meta Platforms Inc	Communication Services	2.24
Tesla Inc	Consumer Discretionary	1.87
Berkshire Hathaway Inc	Financials	1.57
JPMorgan Chase & Co	Financials	1.42

Exchange name	Listing date	Trading currency	Trading hours	Bloomberg ticker	Reuters RIC	iNAV Bloomberg	iNAV Reuters
LONDON STOCK EXCHANGE	28 Jun 2010	USD	08:00 - 16:30	HSPD LN	HSPD.L	HSPUSDIV	HSPDUSDINAV =SOLA
LONDON STOCK EXCHANGE	17 May 2010	GBP	08:00 - 16:30	HSPX LN	HSPX.L	HSPXGBIV	HSPXGBXINAV =SOLA
SIX SWISS EXCHANGE	08 Sep 2010	USD	09:00 - 17:30	HSPX SW	HSPX.S	HSPUSDIV	HSPDUSDINAV =SOLA
NYSE EURONEXT - EURONEXT PARIS	02 Nov 2010	EUR	09:00 - 17:30	HHH FP	HSPX.PA	HHHEUIV	HHHEURINAV =SOLA
DEUTSCHE BOERSE AG-XETRA	13 Oct 2010	EUR	09:00 - 17:30	H4ZF GY	H4ZF.DE	HHHEUIV	HHHEURINAV =SOLA
DEUTSCHE BOERSE AG- XFRA	13 Oct 2010	EUR	08:00 - 20:00	H4ZF GR	H4ZF.DE	HSPDEUIV	HSPDEUIV.P
BORSA ITALIANA SPA	14 Jun 2017	EUR	09:00 - 17:35	HSPD IM	HSPD.MI	HHHEUIV	HHHEURINAV =SOLA

Risk Disclosure


- Derivatives may be used by the Fund, and these can behave unexpectedly. The pricing and volatility of many derivatives may diverge from strictly reflecting the pricing or volatility of their underlying reference(s), instrument or asset.
- Investment Leverage occurs when the economic exposure is greater than the amount invested, such as when derivatives are used. A Fund that employs leverage may experience greater gains and/or losses due to the amplification effect from a movement in the price of the reference source.
- Where overseas investments are held the rate of currency exchange may cause the value of such investments to go down as well as up.
- Further information on the potential risks can be found in the Key Information Document (KID) and/or the Prospectus or Offering Memorandum.

Index Disclaimer

Standard & Poor's and S&P are registered trademarks of Standard & Poor's Financial Services LLC ("S&P") and Dow Jones is a registered trademark of Dow Jones Trademark Holdings LLC ("Dow Jones") and have been licensed for use by S&P Dow Jones Indices LLC and sublicensed for certain purposes by HSBC Asset Management Limited. The [Index Name] ("Index") is a product of S&P Dow Jones Indices LLC, and has been licensed for use by HSBC Asset Management Limited. This fund is not sponsored, endorsed, sold or promoted by S&P Dow Jones Indices LLC, Dow Jones, S&P, their respective affiliates and neither S&P Dow Jones Indices LLC, Dow Jones, S&P, their respective affiliates make any representation regarding the advisability of investing in such product(s).

Source: HSBC Asset Management, data as at 31 March 2026

Follow us on:



Tel: +41 (0) 44 206 26 00 E-mail:
swiss.investorservices@hsbc.com
Website: www.etf.hsbc.com

Fund center



Glossary



www.assetmanagement.hsbc.ch/api/v1/download/document/lu0164939612/ch/en/glossary

Important Information

This material is for marketing purposes and is intended for professional investors only. It does not constitute investment advice, legal or tax advice, or a recommendation to buy or sell and financial instruments and should not be relied upon as such. This document has no contractual value and is not intended as a solicitation or offer. The ETF is authorized for distribution in Switzerland within the meaning of Article 120 of the Federal Collective Investment Schemes Act (CISA). For investors in Switzerland, the representative is HSBC Asset Management (Switzerland) AG, Gartenstrasse 26, Postfach, CH-8002 Zürich, Schweiz. Paying agent: HSBC Private Bank (Suisse) S.A., Quai des Bergues 9-17, P. O. Box 2888, CH-1211 Geneva 1. The prospectus, Key Information Document (KID), articles of incorporation and the (semi-)annual report of the fund are available free of charge from the representative. Investors should read the relevant risk warnings in the prospectus and KID before making an investment decision. Past performance is not indicative of future results.