

## HSBC ETFs PLC

# HSBC MSCI CHINA UCITS ETF

Marketing communication | Monthly report 31 March 2026 | HMCH SW | USD

## Investment objective

The Fund aims to track as closely as possible the returns of the MSCI China Index (the "Index"). The Fund will invest in or gain exposure to shares of companies which make up the Index.

## Investment strategy

The Index is made up of the largest stock market listed companies in China, as defined by the Index provider. The Fund will be passively managed and will aim to invest in the shares of the companies in generally the same proportion as in the Index. However, there may be circumstances when it is not possible or practical for the Fund to invest in all constituents of the Index. If the Fund cannot invest directly in the companies that constitute the Index, it may gain exposure by using other investments such as depositary receipts, derivatives or funds. The Fund may also invest in China A-shares through the Shanghai-Hong Kong Stock Connect and/or Shenzhen-Hong Kong Stock Connect and in CAAPs or through funds. The Fund may invest up to 10% in other funds, including other HSBC funds. The Fund may invest up to 35% of its assets in securities from a single issuer during exceptional market conditions. The Fund may invest up to 10% of its assets in total return swaps and contracts for difference. See the Prospectus for a full description of the investment objectives and derivative usage.

## Main risks

- The Fund's unit value can go up as well as down, and any capital invested in the Fund may be at risk.
- The value of investible securities can change over time due to a wide variety of factors, including but not limited to: political and economic news, government policy, changes in demographics, cultures and populations, natural or human-caused disasters etc.
- The Fund may invest in Emerging Markets, these markets are less established, and often more volatile, than developed markets and involve higher risks, particularly market, liquidity and currency risks.

### Fund facts

Fund manager	HSBC Global Asset Management (UK) Limited
Custodian	HSBC Continental Europe
Fund administrator	HSBC Securities Services (Ireland) DAC

## Share Class Details

### Key metrics

NAV per Share	<b>USD 7.54</b>
Performance 1 month	<b>-7.71%</b>
Tracking error 3 years	<b>0.20%</b>

### Fund facts

UCITS V compliant	<b>Yes</b>
Dividend treatment	<b>Distributing</b>
Distribution Frequency	<b>Semi-Annually</b>
Dividend ex-date	<b>5 February 2026</b>
Dividend Yield <sup>1</sup>	<b>2.19%</b>
Last Paid Dividend	<b>0.061300</b>
Dividend currency	<b>USD</b>
Fund base currency	<b>USD</b>
Share Class Base Currency	<b>USD</b>
Domicile	<b>Ireland</b>
Inception date	<b>26 January 2011</b>
Shares outstanding	<b>131,148,666</b>
Fund Size	<b>USD 1,107,821,841</b>
Reference benchmark	<b>100% MSCI China Net</b>
Replication Method	<b>Physical- Full</b>
SIPP eligible	<b>Yes</b>
Issuer	<b>HSBC ETFs PLC</b>
Fiscal year end	<b>Dec</b>

### Fees and expenses

Ongoing Charge Figure <sup>2</sup>	<b>0.280%</b>
------------------------------------	---------------

### Codes

ISIN	<b>IE00B44T3H88</b>
Valoren	<b>12534159</b>

<sup>1</sup>Dividend Yield: represents the ratio of distributed income over the last 12 months to the fund's current Net Asset Value.

<sup>2</sup>Ongoing Charges Figure is based on expenses over a year. The figure includes annual management charge but not the transaction costs. Such figures may vary from time to time.

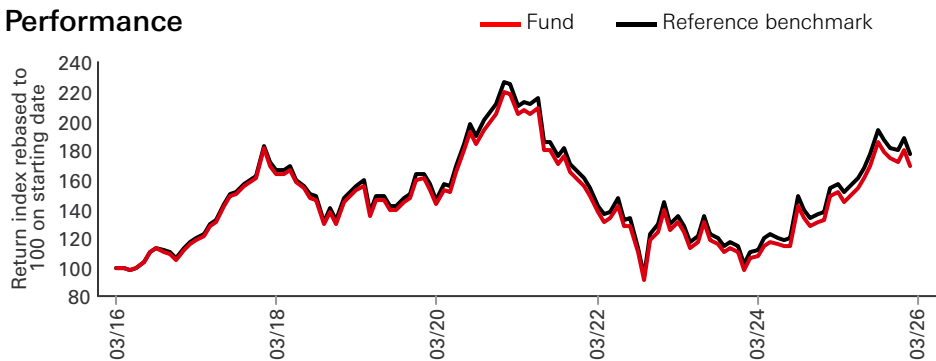
**Past performance does not predict future returns. The figures are calculated in the share class base currency, dividend reinvested, net of fees.**

**This is a marketing communication. Please refer to the prospectus and to the KID before making any final investment decisions.**

**For definition of terms, please refer to the Glossary QR code and Prospectus.**

**Source: HSBC Asset Management, data as at 31 March 2026**

## Performance



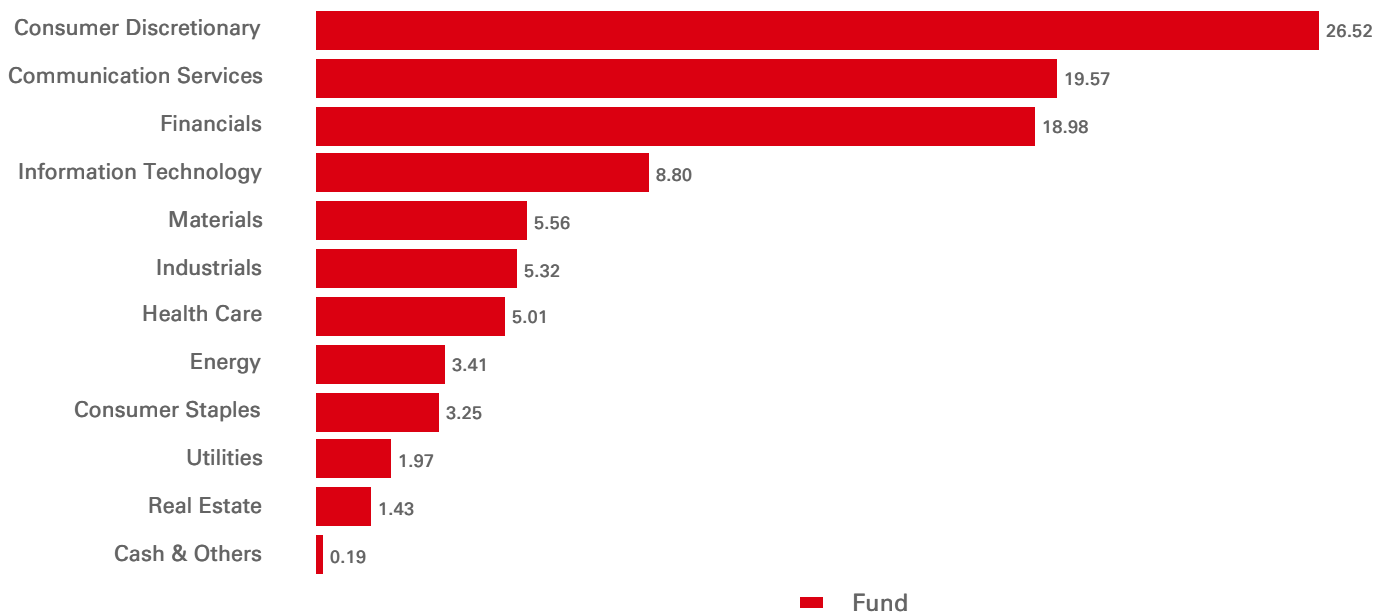
Performance (%)	YTD	1 month	3 months	6 months	1 year	3 years ann	5 years ann	10 years ann
<b>Fund</b>	<b>-8.97</b>	<b>-7.71</b>	<b>-8.97</b>	<b>-15.71</b>	<b>3.60</b>	<b>6.27</b>	<b>-5.14</b>	<b>4.62</b>
Reference benchmark	-8.94	-7.70	-8.94	-15.66	3.85	6.55	-4.91	5.07
Tracking difference	-0.04	-0.02	-0.04	-0.06	-0.25	-0.28	-0.23	-0.45
Tracking error	--	--	--	--	0.17	0.20	0.28	--

Rolling Performance (%)	31/03/25-31/03/26	31/03/24-31/03/25	31/03/23-31/03/24	31/03/22-31/03/23	31/03/21-31/03/22	31/03/20-31/03/21	31/03/19-31/03/20	31/03/18-31/03/19	31/03/17-31/03/18	31/03/16-31/03/17
<b>Fund</b>	<b>3.60</b>	<b>40.22</b>	<b>-17.38</b>	<b>-4.84</b>	<b>-32.73</b>	<b>42.77</b>	<b>-6.32</b>	<b>-6.82</b>	<b>37.94</b>	<b>18.94</b>
Reference benchmark	3.85	40.59	-17.14	-4.73	-32.54	43.61	-5.82	-6.23	38.91	19.69

Equity characteristics	Fund	Reference benchmark
No. of holdings ex cash	581	578
Average Market Cap (USD Mil)	155,550	155,579
Price/earning ratio	13.72	13.74

Benchmark Information	
Index name	100% MSCI China Net
Index currency	USD
Benchmark type	Total Return
Index Rebalancing Frequency	Quarterly
TR Index Bloomberg Ticker	NDEUCHF
TR Index Reuters RIC	.dMICN0000NUS

## Sector Allocation (%)



Top 10 Holdings	Sector	Weight (%)
Tencent Holdings Ltd	Communication Services	15.13
Alibaba Group Holding Ltd	Consumer Discretionary	10.01
China Construction Bank Corp	Financials	3.95
PDD Holdings Inc	Consumer Discretionary	2.78
Xiaomi Corp	Information Technology	2.68
Industrial & Commercial Bank of China Ltd	Financials	2.18
Meituan	Consumer Discretionary	2.02
Ping An Insurance Group Co of China Ltd	Financials	1.95
BYD Co Ltd	Consumer Discretionary	1.90
Bank of China Ltd	Financials	1.72

Exchange name	Listing date	Trading currency	Trading hours	Bloomberg ticker	Reuters RIC	iNAV Bloomberg	iNAV Reuters
LONDON STOCK EXCHANGE	28 Jan 2011	USD	08:00 - 16:30	HMCD LN	HMCD.L	HMCUSDIV	HMCDUSDINA V=SOLA
LONDON STOCK EXCHANGE	28 Jan 2011	GBP	08:00 - 16:30	HMCH LN	HMCH.L	HMCHGBIV	HMCHGBXINA V=SOLA
SIX SWISS EXCHANGE	07 Jun 2011	USD	09:00 - 17:30	HMCH SW	HMCH.S	HMCUSDIV	HMCDUSDINA V=SOLA
NYSE EURONEXT - EURONEXT PARIS	20 May 2011	EUR	09:00 - 17:30	CNY FP	HMCH.PA	CNYEUIV	CNYEURINAV= SOLA
DEUTSCHE BOERSE AG- XFRA	27 Sep 2013	EUR	08:00 - 20:00	H4ZP GR	H4ZP.DE	HMCDEUIV	HMCDEUIV.P
DEUTSCHE BOERSE AG-XETRA	27 Sep 2013	EUR	09:00 - 17:30	H4ZP GY	H4ZP.DE	CNYEUIV	CNYEURINAV= SOLA
BORSA ITALIANA SPA	16 Jan 2019	EUR	09:00 - 17:35	HMCH IM	HMCH.MI	CNYEUIV	CNYEURINAV= SOLA
BOLSA INSTITUCIONAL DE VALORES	12 Jan 2021	MXN	08.25 - 15:00	HMCDN MM	HMCDN.BIV	--	--

## Risk Disclosure


- To the extent that the Fund seeks to replicate index performance by holding individual securities, there is no guarantee that its composition or performance will exactly match that of the target index at any given time (“tracking error”).
- Derivatives may be used by the Fund, and these can behave unexpectedly. The pricing and volatility of many derivatives may diverge from strictly reflecting the pricing or volatility of their underlying reference(s), instrument or asset.
- Investment Leverage occurs when the economic exposure is greater than the amount invested, such as when derivatives are used. A Fund that employs leverage may experience greater gains and/or losses due to the amplification effect from a movement in the price of the reference source.
- Where overseas investments are held the rate of currency exchange may cause the value of such investments to go down as well as up.
- Further information on the potential risks can be found in the Key Information Document (KID) and/or the Prospectus or Offering Memorandum.

## Index Disclaimer

Source: MSCI. The MSCI information may only be used for your internal use, may not be reproduced or disseminated in any form and may not be used as a basis for or a component of any financial instruments or products or indices. None of the MSCI information is intended to constitute investment advice or a recommendation to make (or refrain from making) any kind of investment decision and may not be relied on as such. Historical data and analysis should not be taken as an indication or guarantee of any future performance analysis, forecast or prediction. The MSCI information is provided on an “as is” basis and the user of this information assumes the entire risk of any use made of this information. MSCI, each of its affiliates and each other person involved in or related to compiling, computing or creating any MSCI information (collectively, the “MSCI Parties”) expressly disclaims all warranties (including, without limitation, any warranties of originality, accuracy, completeness, timeliness, non-infringement, merchantability and fitness for a particular purpose) with respect to this information. Without limiting any of the foregoing, in no event shall any MSCI Party have any liability for any direct, indirect, special, incidental, punitive, consequential (including, without limitation, lost profits) or any other damages. (www.msci.com)

Source: HSBC Asset Management, data as at 31 March 2026

Follow us on:



---

Tel: +41 (0) 44 206 26 00 E-mail:  
swiss.investorservices@hsbc.com  
Website: www.etf.hsbc.com

---

Fund center



Glossary



[www.assetmanagement.hsbc.ch/api/v1/  
download/document/lu0164939612/ch/  
en/glossary](http://www.assetmanagement.hsbc.ch/api/v1/download/document/lu0164939612/ch/en/glossary)

## Important Information

This material is for marketing purposes and is intended for professional investors only. It does not constitute investment advice, legal or tax advice, or a recommendation to buy or sell and financial instruments and should not be relied upon as such. This document has no contractual value and is not intended as a solicitation or offer. The ETF is authorized for distribution in Switzerland within the meaning of Article 120 of the Federal Collective Investment Schemes Act (CISA). For investors in Switzerland, the representative is HSBC Asset Management (Switzerland) AG, Gartenstrasse 26, Postfach, CH-8002 Zürich, Schweiz. Paying agent: HSBC Private Bank (Suisse) S.A., Quai des Bergues 9-17, P. O. Box 2888, CH-1211 Geneva 1. The prospectus, Key Information Document (KID), articles of incorporation and the (semi-)annual report of the fund are available free of charge from the representative. Investors should read the relevant risk warnings in the prospectus and KID before making an investment decision. Past performance is not indicative of future results.