

HSBC ETFs PLC

HSBC FTSE 100 UCITS ETF

Marketing communication | Monthly report 31 March 2026 | HUKX SW | GBP



Investment objective

The Fund aims to track as closely as possible the returns of the FTSE 100 Index (the "Index"). The Fund will invest in or gain exposure to shares of companies which make up the Index.



Investment strategy

The Index is made up of the 100 largest stock market listed companies in the United Kingdom. The Fund will be passively managed and will aim to invest in the shares of the companies in generally the same proportion as in the Index. However, there may be circumstances when it is not possible or practical for the Fund to invest in all constituents of the Index. If the Fund cannot invest directly in the companies that constitute the Index, it may gain exposure by using other investments such as depositary receipts, derivatives or funds. The Fund may invest up to 35% of its assets in securities from a single issuer during exceptional market conditions. The Fund may invest up to 10% of its assets in total return swaps and contracts for difference. The Fund may invest up to 10% of its assets in other funds, including HSBC funds. See the Prospectus for a full description of the investment objectives and derivative usage.



Main risks

- The Fund's unit value can go up as well as down, and any capital invested in the Fund may be at risk.
- The value of investible securities can change over time due to a wide variety of factors, including but not limited to: political and economic news, government policy, changes in demographics, cultures and populations, natural or human-caused disasters etc.
- To the extent that the Fund seeks to replicate index performance by holding individual securities, there is no guarantee that its composition or performance will exactly match that of the target index at any given time ("tracking error").

Fund facts

Fund manager	HSBC Global Asset Management (UK) Limited
Custodian	HSBC Continental Europe
Fund administrator	HSBC Securities Services (Ireland) DAC

Share Class Details

Key metrics

NAV per Share	GBP 101.05
Performance 1 month	-6.19%
Tracking error 3 years	0.04%

Fund facts

UCITS V compliant	Yes
Dividend treatment	Distributing
Distribution Frequency	Semi-Annually
Dividend ex-date	5 February 2026
Dividend Yield ¹	2.93%
Last Paid Dividend	1.228000
Dividend currency	GBP
Fund base currency	GBP
Share Class Base Currency	GBP
Domicile	Ireland
Inception date	24 August 2009
Shares outstanding	7,330,000
Fund Size	GBP 740,680,413
Reference benchmark	100% FTSE 100 Index
Replication Method	Physical- Full
SIPP eligible	Yes
Issuer	HSBC ETFs PLC
Fiscal year end	Dec

Fees and expenses

Ongoing Charge Figure ²	0.070%
------------------------------------	---------------

Codes

ISIN	IE00B42TW061
Valoren	10477499

¹Dividend Yield: represents the ratio of distributed income over the last 12 months to the fund's current Net Asset Value.

²Ongoing Charges Figure is based on expenses over a year. The figure includes annual management charge but not the transaction costs. Such figures may vary from time to time.

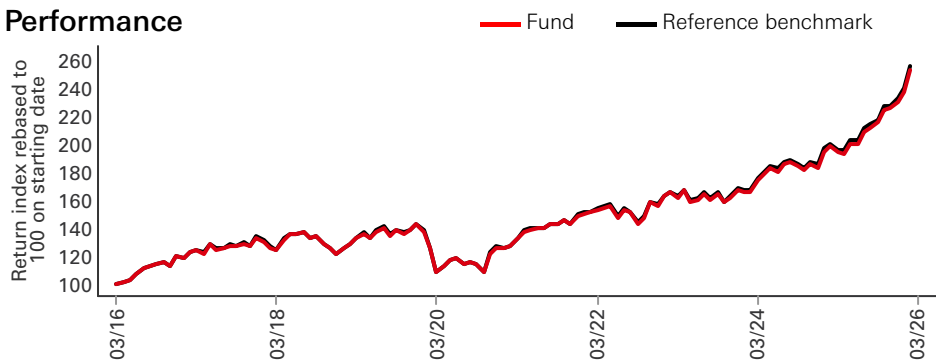
Past performance does not predict future returns. The figures are calculated in the share class base currency, dividend reinvested, net of fees.

This is a marketing communication. Please refer to the prospectus and to the KID before making any final investment decisions.

For definition of terms, please refer to the Glossary QR code and Prospectus.

Source: HSBC Asset Management, data as at 31 March 2026

Performance



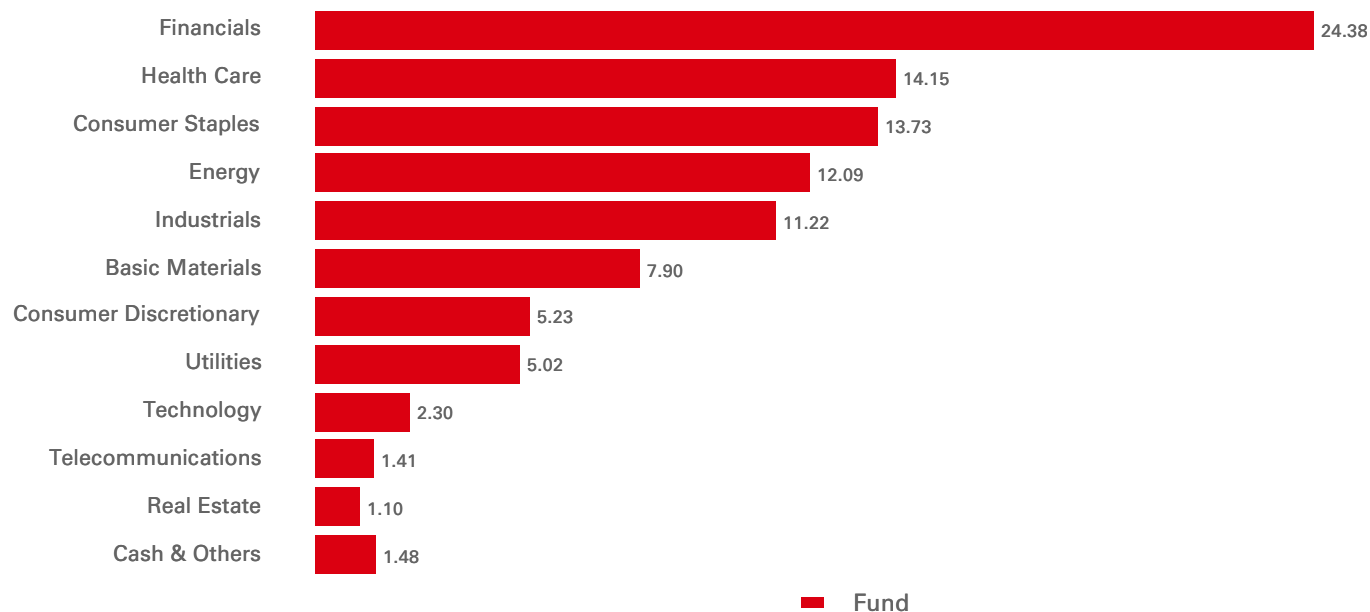
Performance (%)	YTD	1 month	3 months	6 months	1 year	3 years ann	5 years ann	10 years ann
Fund	3.41	-6.19	3.41	10.46	22.49	14.00	12.58	9.08
Reference benchmark	3.42	-6.18	3.42	10.52	22.63	14.15	12.72	9.19
Tracking difference	-0.01	-0.01	-0.01	-0.06	-0.14	-0.15	-0.13	-0.12
Tracking error	--	--	--	--	0.04	0.04	0.06	--

Rolling Performance (%)	31/03/25-31/03/26	31/03/24-31/03/25	31/03/23-31/03/24	31/03/22-31/03/23	31/03/21-31/03/22	31/03/20-31/03/21	31/03/19-31/03/20	31/03/18-31/03/19	31/03/17-31/03/18	31/03/16-31/03/17
Fund	22.49	11.73	8.25	5.23	16.02	21.89	-18.46	7.58	0.07	23.16
Reference benchmark	22.63	11.90	8.38	5.39	16.08	21.91	-18.39	7.69	0.22	23.34

Equity characteristics	Fund	Reference benchmark
No. of holdings ex cash	101	100
Average Market Cap (GBP Mil)	92,018	92,007
Price/earning ratio	12.86	12.86

Benchmark Information	
Index name	100% FTSE 100 Index
Index currency	GBP
Benchmark type	Total Return
Index Rebalancing Frequency	Annually
TR Index Bloomberg Ticker	TUKXG
TR Index Reuters RIC	.FTSE

Sector Allocation (%)



Top 10 Holdings	Sector	Weight (%)
AstraZeneca PLC	Health Care	8.90
HSBC Holdings PLC	Financials	8.48
Shell PLC	Energy	8.24
Rolls-Royce Holdings PLC	Industrials	3.88
BP PLC	Energy	3.85
British American Tobacco PLC	Consumer Staples	3.72
Unilever PLC	Consumer Staples	3.64
GSK PLC	Health Care	3.33
Rio Tinto PLC	Basic Materials	2.90
BAE Systems PLC	Industrials	2.67

Exchange name	Listing date	Trading currency	Trading hours	Bloomberg ticker	Reuters RIC	iNAV Bloomberg	iNAV Reuters
LONDON STOCK EXCHANGE	25 Aug 2009	GBP	08:00 - 16:30	HUKX LN	HUKX.L	HUKGBXIV	HUKXGBXINAV=SOLA
NYSE EURONEXT - EURONEXT PARIS	07 Dec 2009	EUR	09:00 - 17:30	UKX FP	HUKX.PA	UKXEUIV	UKXEURINAV=SOLA
SIX SWISS EXCHANGE	02 Sep 2010	USD	09:00 - 17:30	HUKX SW	HUKX.S	HUKUDSIV	HUKXUSDINAV=SOLA
DEUTSCHE BOERSE AG-XETRA	08 Oct 2010	EUR	09:00 - 17:30	H4ZB GY	H4ZB.DE	UKXEUIV	UKXEURINAV=SOLA
DEUTSCHE BOERSE AG- XFRA	08 Oct 2010	EUR	08:00 - 20:00	H4ZB GR	H4ZB.DE	HUKXEUIV	HUKXEUiv.P
BOLSA INSTITUCIONAL DE VALORES	09 Apr 2024	MXN	--	HUKXN MM	HUKXN.BIV	--	--

Risk Disclosure


- Derivatives may be used by the Fund, and these can behave unexpectedly. The pricing and volatility of many derivatives may diverge from strictly reflecting the pricing or volatility of their underlying reference(s), instrument or asset.
- Investment Leverage occurs when the economic exposure is greater than the amount invested, such as when derivatives are used. A Fund that employs leverage may experience greater gains and/or losses due to the amplification effect from a movement in the price of the reference source.
- Where overseas investments are held the rate of currency exchange may cause the value of such investments to go down as well as up.
- Further information on the potential risks can be found in the Key Information Document (KID) and/or the Prospectus or Offering Memorandum.

Index Disclaimer

FTSE International Limited ("FTSE") © FTSE 2026. "FTSE®" is a trade mark of the London Stock Exchange Group companies and is used by FTSE International Limited under licence. All rights in the FTSE indices and / or FTSE ratings vest in FTSE and/or its licensors. Neither FTSE nor its licensors accept any liability for any errors or omissions in the FTSE indices and / or FTSE ratings or underlying data. No further distribution of FTSE Data is permitted without FTSE's express written consent.

Source: HSBC Asset Management, data as at 31 March 2026

Follow us on:



Tel: +41 (0) 44 206 26 00 E-mail:
swiss.investorservices@hsbc.com
Website: www.etf.hsbc.com

Fund center



Glossary



www.assetmanagement.hsbc.ch/api/v1/download/document/lu0164939612/ch/en/glossary

Important Information

This material is for marketing purposes and is intended for professional investors only. It does not constitute investment advice, legal or tax advice, or a recommendation to buy or sell and financial instruments and should not be relied upon as such. This document has no contractual value and is not intended as a solicitation or offer. The ETF is authorized for distribution in Switzerland within the meaning of Article 120 of the Federal Collective Investment Schemes Act (CISA). For investors in Switzerland, the representative is HSBC Asset Management (Switzerland) AG, Gartenstrasse 26, Postfach, CH-8002 Zürich, Schweiz. Paying agent: HSBC Private Bank (Suisse) S.A., Quai des Bergues 9-17, P. O. Box 2888, CH-1211 Geneva 1. The prospectus, Key Information Document (KID), articles of incorporation and the (semi-)annual report of the fund are available free of charge from the representative. Investors should read the relevant risk warnings in the prospectus and KID before making an investment decision. Past performance is not indicative of future results.