



ESGO | IE00BNTVVR89

Gold Miners Screened UCITS ETF

Reasons to Invest



Leveraged exposure to gold through miners

Gold mining and royalty companies can provide amplified exposure to rising gold prices. As margins expand, miners may strengthen balance sheets, reduce debt, and increase dividends – offering both growth potential and income stability.



Resilient store of value

Gold has historically acted as a safe haven during inflation, currency weakness, and geopolitical uncertainty. It can enhance portfolio resilience and diversification as an asset class uncorrelated to traditional equities and bonds.



Responsible exposure

Classified as SFDR Article 8, the ETF excludes companies linked to controversial weapons, coal, or high fossil fuel exposure, and includes a 5% allocation to The Royal Mint Responsibly Sourced Physical Gold ETC (RMAU).

Product Objectives

Gold Miners Screened UCITS ETF (ESGO) provides access to the world's largest gold miners and royalty companies, alongside a 5% allocation to responsibly sourced physical gold. The ETF combines the growth potential of gold producers with the defensive characteristics of physical gold, through exposure to The Royal Mint Responsibly Sourced Physical Gold ETC (RMAU), with the aim of offering balanced exposure to the broader gold investment universe. The ETF tracks the VettaFi Gold Miners Screened Index and is classified as SFDR Article 8.

Key Risks

Thematic ETFs are exposed to a limited number of sectors and thus the investment will be concentrated and may experience high volatility. Investors' capital is fully at risk and may not get back the amount originally invested. Exchange rates can have a positive or negative effect on returns. For a complete overview of all the risks, please refer to the "Risk Factors" in the Prospectus

Index

Index	VettaFi Gold Miners Screened Index
Rebalance Frequency	Quarterly
Index Ticker	VGLD30EN

Key Information

Inception Date	02.07.2021
Asset Class	Equities
Base Currency	USD
Number of Holdings	30
TER	60 bps
Replication Style	Physical
Domicile	Ireland
Net Assets of Product	\$66,752,069
Income Treatment	Accumulating
SFDR Classification	Article 8

Fund Structure

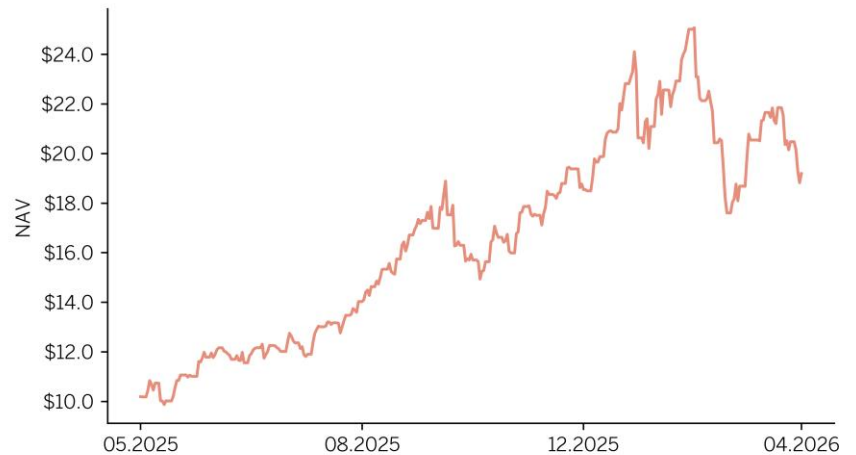
UCITS Eligible	Yes
ISA Eligible	Yes
SIPP Eligible	Yes
UK Fund Reporting Status	Yes

Trading Information

Exchange	Ticker	RIC	SEDOL	CCY	Listing Date
LSE	ESGO LN	ESGO.L	BMTROPO	\$	07.07.2021
LSE	ESGP LN	HAESGP.L	BMTROV6	£	07.07.2021
Xetra	ZSGO GY	ZSGO.DE	BL6KDH8	€	15.07.2021
Borsa Italiana	ESGO IM	ESGO.MI	BL6KDG7	€	21.07.2021
SIX	ESGO SE	ESGO.S	BMX8D72	₣	01.03.2022
BMV	ESGON MF	NA	BMZQG97	MX\$	15.03.2022
Euronext Paris	ESGO FP	HAESGP.PA	BPG9NB7	€	09.12.2021

Performance Breakdown

	ESGO (Fund)	VGLD30EN* (Index)
1M	-3.24%	-3.22%
3M	-6.98%	-5.07%
6M	22.22%	25.07%
YTD	3.48%	5.69%
1yr	83.19%	88.38%
3yr	149.01%	159.81%
Since Inception (02.07.2021)	147.05%	160.56%



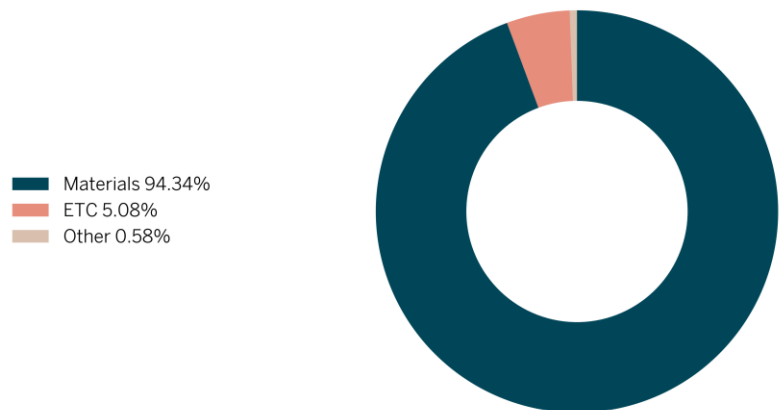
Source: HANetf, data as of 30.04.2026. Please note that all performance figures are showing net data. Performance before inception is based on back-tested data. Back-testing is the process of evaluating an investment strategy by applying it to historical data to simulate what the performance of such a strategy would have been. Back-tested data does not represent actual performance and should not be interpreted as an indication of actual or future performance. Past performance for the index is in USD. Past performance is not an indicator for future results and should not be the sole factor of consideration when selecting a product. Investors should read the prospectus of the Issuer ("Prospectus") before investing and should refer to the section of the Prospectus entitled "Risk Factors" for further details of risks associated with an investment in this product. When you invest in ETFs your capital is at risk.

* The fund changed its index on 24th November 2025. The index performance is a composite of the old index prior to this date and the new index after.

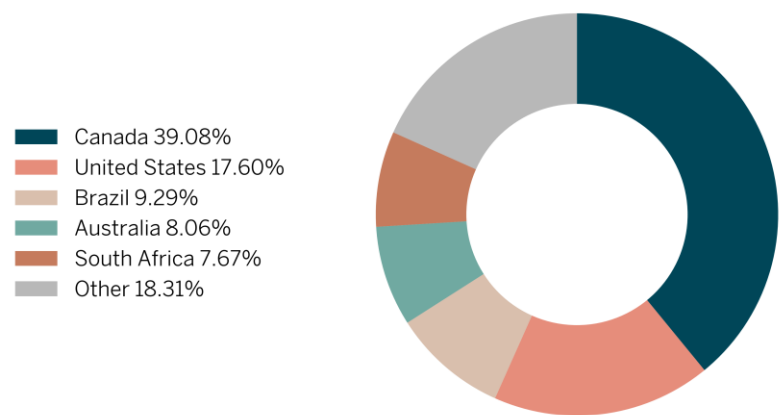
Holdings Breakdown

Top 10 Holdings	Weight
NEWMONT CORP	10.94%
BARRICK MINING CORP	9.97%
AGNICO EAGLE MINES LTD	9.72%
WHEATON PRECIOUS METALS CORP	9.29%
ANGLOGOLD ASHANTI PLC	7.63%
GOLD FIELDS LTD	6.19%
KINROSS GOLD CORP	5.85%
ROYAL MINT RESPONSIBLY SOURCED PHYSICAL GOLD ETC	5.08%
NORTHERN STAR RESOURCES LTD	3.37%
ROYAL GOLD INC	3.20%
Sum of Top 10	71.24%

Sector Breakdown



Regional Exposure



About HANetf

HANetf is an independent exchange traded product (ETP) provider, working with asset management companies to bring differentiated, modern, and innovative exposures to European investors. Via our white-label platform, we provide a complete operational, regulatory, distribution and marketing solution for asset managers around the globe to launch and manage UCITS ETFs and ETCs.

IMPORTANT INFORMATION This factsheet is approved for professional use only.

Communications issued in the European Economic Area (“EEA”)

The content in this document is issued and approved by HANetf EU Limited (“HANetf EU”). HANetf EU is authorised and regulated by the Central Bank of Ireland. HANetf EU is registered in Ireland with registration number 728832.

Communications issued in the UK

The content in this document is issued by HANetf Limited (“HANetf”) and approved by Privium Fund Management (UK) Limited (“Privium”). HANetf is an appointed representative of Privium, which is authorised and regulated by the Financial Conduct Authority. The registered office of Privium is The Shard, 24th Floor, 32 London Bridge Street, London, SE1 9SG

This communication has been prepared for professional investors, but the exchange traded product (“ETCs”) and exchange traded fund (“ETFs”) set out in this communication (“Products”) may be available in some jurisdictions to any investors. Please check with your broker or intermediary that the relevant Product is available in your jurisdiction and suitable for your investment profile.

Disclaimers

Past performance is not a reliable indicator of future performance. The price of the Products may vary and they do not offer a fixed income. This document may contain forward looking statements including statements regarding our belief or current expectations with regards to the performance of certain assets classes. Forward looking statements are subject to certain risks, uncertainties and assumptions. There can be no assurance that such statements will be accurate and actual results could differ materially from those anticipated in such statements. Therefore, readers are cautioned not to place undue reliance on these forward-looking statements. The content of this document is for information purposes and for your internal use only, and does not constitute an investment advice, recommendation, investment research or an offer for sale nor a solicitation of an offer to buy any Product or make any investment.

An investment in an exchange traded product is dependent on the performance of the underlying asset class, less costs, but it is not expected to track that performance exactly. The Products involve numerous risks including among others, general market risks relating to underlying adverse price movements in an Index (for ETFs) or underlying asset class and currency, liquidity, operational, legal and regulatory risks. In addition, in relation to Cryptocurrency ETCs, these are highly volatile digital assets and performance is unpredictable.

The information contained on this document is not, and under no circumstances is to be construed as, an advertisement or any other step in furtherance of a public offering of securities in the United States or any province or territory thereof, where none of the Issuers (as defined below) or their Products are authorised or registered for distribution and where no prospectus of any of the Issuers has been filed with any securities commission or regulatory authority. No document or information on this document should be taken, transmitted or distributed (directly or indirectly) into the United States. None of the Issuers, nor any securities issued by it, have been or will be registered under the United States Securities Act of 1933 or the Investment Company Act of 1940 or qualified under any applicable state securities statutes.

The Issuers of the Products

1. HANetf ICAV, HANetf ICAV II and Bluesphere ICAV are open-ended Irish collective asset management vehicles and are the issuers of the ETFs under the terms in the relevant Prospectuses and relevant Supplements for each ETF approved by the Central Bank of Ireland (“CBI”) (each an “ETF Prospectus” and together the “ETF Prospectuses”). Investors should read the current version of the relevant ETF Prospectus before investing and should refer to the section of the relevant ETF Prospectus entitled ‘Risk Factors’ for further details of risks associated with an investment in the ETFs. Any decision to invest should be based on the information contained in the ETF Prospectuses.
2. HANetf ETC Securities plc, a public limited company incorporated in Ireland, issuing under the terms in the relevant Base Prospectus approved by the Central Bank of Ireland, the United Kingdom Financial Conduct Authority (“FCA”) and the final terms of the relevant series (“ETC Securities Documentation”) is the issuer of the precious metals and carbon EUA ETCs. Investors should read the latest version of the ETC Securities Documentation before investing and should refer to the section of the Base Prospectus entitled ‘Risk Factors’ for further details of risks associated with an investment in the ETCs. Any decision to invest should be based on the information contained in the ETC Securities Documentation.
3. Bitwise Europe GmbH, a limited liability company incorporated under the laws of the Federal Republic of Germany, issuing under the terms in the Prospectus approved by the Bundesanstalt für Finanzdienstleistungsaufsicht (“BaFin”) and the final terms (“Cryptocurrency Prospectus”) is the issuer of the ETCM ETCs. Investors should read the latest version of the Cryptocurrency Prospectus before investing and should refer to the section of the Cryptocurrency Prospectus entitled ‘Risk Factors’ for further details of risks associated with an investment in the ETCs contained in the Cryptocurrency Prospectus. Any decision to invest should be based on the information contained in the Cryptocurrency Prospectus.
4. HANetf Multi-Asset ETC Issuer plc, a public company incorporated in Jersey, issuing under the terms in the Base Prospectuses approved by the Swedish Financial Supervisory Authority (Sw. Finansinspektionen) (the “SFSA”), the United Kingdom Financial Conduct Authority (“FCA”) and the final terms of the relevant series (“Multi-Asset ETC Securities Documentation”) is the issuer of ETCs linked to and secured by various underlying assets. Investors should read the latest version of the ETC Securities Documentation before investing and should refer to the section of the relevant Base Prospectus entitled ‘Risk Factors’ for further details of risks associated with an investment in the ETCs. Any decision to invest should be based on the information contained in the ETC Securities Documentation.

The relevant ETF Prospectuses, ETC Securities Documentation, Multi-Asset ETC Securities Documentation and Cryptocurrency Prospectus can all be downloaded from www.hanetf.com. The decision and amount to invest in any Product should take into consideration your specific circumstances after seeking independent investment, tax and legal advice. We do not control and are not responsible for the content of third-party websites. We believe the information in this document is based on reliable sources, but its accuracy cannot be guaranteed. The views expressed are the views of HANetf at time of publication and may change. Neither Privium nor HANetf is liable for any losses relating to the accuracy, completeness or use of information in this communication, including any consequential loss.

FOR SWISS INVESTORS ONLY: The Fund has appointed as Swiss Representative Waystone Fund Services (Switzerland) SA, Av. Villamont 17, 1005 Lausanne, Switzerland, Tel: +41 21 311 17 77, email: switzerland@waystone.com. The Fund's Swiss paying agent is Helvetische Bank AG. The Prospectus, the Key Investor Information Documents, the Instrument of Incorporation as well as the annual and semi-annual reports may be obtained free of charge from the Swiss Representative in Lausanne. The issue and redemption prices are published at each issue and redemption on www.fundinfo.com