

# AMUNDI ETF DAX UCITS ETF DR

EQUITY ■

FACTSHEET

Marketing  
Communication

31/12/2025

## Key Information (Source: Amundi)

Net Asset Value (NAV) : **434.60 (EUR)**  
NAV and AUM as of : **31/12/2025**  
Assets Under Management (AUM) :  
**1,518.49 (million EUR)**  
ISIN code : **FR0010655712**  
Replication type : **Physical**  
Benchmark : **100% DAX NET RETURN INDEX**

## Objective and Investment Policy

This ETF seeks to replicate as closely as possible the performance of the DAX index whether the trend is rising or falling.

## Risk Indicator (Source : Fund Admin)



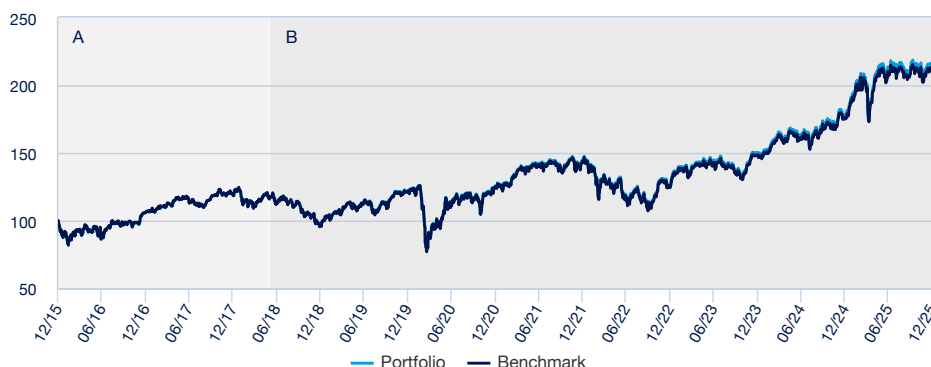
Lower Risk

Higher Risk

⚠ The SRI represents the risk and return profile as presented in the Key Information Document (KID). The lowest category does not imply that there is no risk. The SRI is not guaranteed and may change over time. The risk indicator assumes you keep the product for 5 years. The summary risk indicator is a guide to the level of risk of this product compared to other products. It shows how likely it is that the product will lose money because of movement in the markets or because we are not able to pay you.

## Returns (Source: Fund Admin) - Past performance does not predict future returns

### Performances from 31/12/2015 to 31/12/2025 (Source : Fund Admin)



A : Benchmark index until 06/05/2018 : MSCI Germany

B : Benchmark Index as of 06/05/2018 : DAX

### Cumulative returns\* (Source: Fund Admin)

	YTD	1 month	3 months	1 year	3 years	5 years	Since
Since	31/12/2024	28/11/2025	30/09/2025	31/12/2024	30/12/2022	31/12/2020	16/09/2008
<b>Portfolio</b>	22.46%	2.73%	2.53%	22.46%	73.19%	74.05%	266.10%
<b>Benchmark</b>	22.30%	2.74%	2.55%	22.30%	72.23%	72.38%	258.77%
<b>Spread</b>	0.16%	-0.01%	-0.03%	0.16%	0.96%	1.67%	7.33%

### Calendar year performance\* (Source: Fund Admin)

	2025	2024	2023	2022	2021	2020	2019	2018	2017	2016
<b>Portfolio</b>	22.46%	18.24%	19.62%	-12.87%	15.33%	3.04%	24.89%	-18.26%	12.20%	5.85%
<b>Benchmark</b>	22.30%	18.01%	19.34%	-13.10%	15.18%	2.83%	24.60%	-18.29%	12.17%	5.82%
<b>Spread</b>	0.16%	0.23%	0.28%	0.23%	0.16%	0.22%	0.29%	0.04%	0.03%	0.03%

\* Source : Amundi. The above cover complete periods of 12 months for each calendar year. **Past performance is no predictor of current and future results and does not guarantee future yield**. Any losses or gains do not take into consideration any costs, commissions and fees incurred by the investor in the issue and buyout of the shares (e.g. taxes, brokerage fees or other commissions deducted by the financial intermediary). If performance is calculated in a currency other than the euro, any losses or gains generated can thereby be affected by exchange rate fluctuations (both upward and downward). The discrepancy accounts for the performance difference between the portfolio and the index.

### Risk indicators (Source: Fund Admin)

	1 year	3 years	Inception to date *
<b>Portfolio volatility</b>	16.22%	14.65%	21.53%
<b>Benchmark volatility</b>	16.20%	14.64%	21.53%
<b>Ex-post Tracking Error</b>	0.11%	0.14%	0.16%
<b>Sharpe ratio</b>	1.18	1.13	0.32

\* Volatility is a statistical indicator that measures an asset's variations around its average value. For example, market variations of +/- 1.5% per day correspond to a volatility of 25% per year. The higher the volatility, the higher the risk. The Tracking Error indicator measures the performance's difference between the fund and the benchmark

## Meet the Team

**Isabelle Lafargue**Head of Index & Multistrategies Management –  
Regional Funds**Pierre Navarre**

Portfolio Manager - Index &amp; Multistrategies

**Salah Benaissa**

Co-Portfolio Manager

## Index Data (Source : Amundi)

## Description of the Index

The equities in the DAX Index are leading securities traded in the German markets. It includes the 40 highest and most actively traded market caps on the "Prime Standard" market segment of the Frankfurt Stock Exchange

## Information (Source: Amundi)

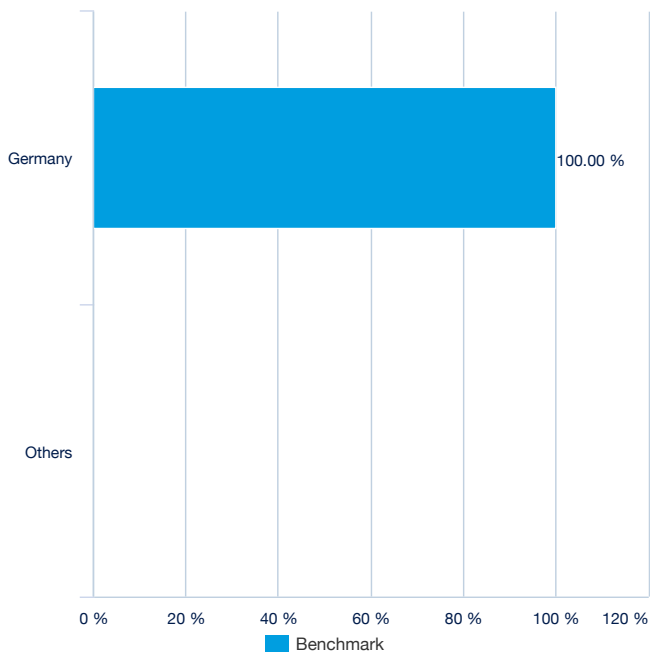
Asset class : **Equity**  
Exposure : **Europe**  
Benchmark index currency : **EUR**  
Holdings : **40**

## Top 10 benchmark holdings (source : Amundi)

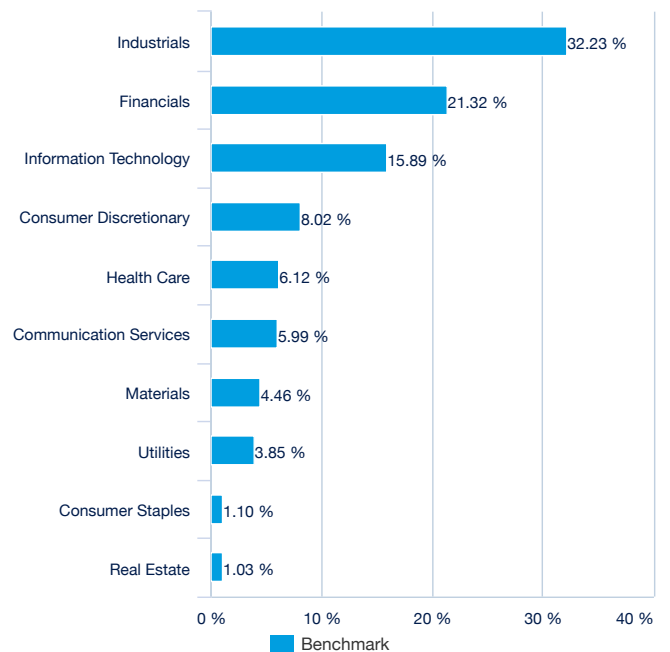
	% of assets (Index)
SAP SE / XETRA	13.04%
SIEMENS AG-REG	10.37%
ALLIANZ SE-REG	8.57%
AIRBUS SE-BERLIN	6.72%
DEUTSCHE TELEKOM NAM (XETRA)	5.61%
SIEMENS ENERGY AG	5.37%
MUENCHENER RUECKVER AG-REG	4.24%
RHEINMETALL ORD	4.14%
DEUTSCHE BANK NAMEN	3.72%
INFINEON TECHNOLOGIES AG	2.84%
<b>Total</b>	<b>64.64%</b>

For illustrative purposes only and not a recommendation to buy or sell securities.

## Geographical breakdown (for illustrative purposes only - Source: Amundi)



## Benchmark Sector breakdown (for illustrative purposes only - Source : Amundi)



## EQUITY ■

## Principal characteristics (Source : Amundi)

Fund structure	Mutual Fund (FCP) under French law
UCITS compliant	UCITS
Management Company	Amundi Asset Management
Administrator	CACEIS Fund Administration France
Custodian	CACEIS Bank
Independent auditor	Deloitte & Associés
Share-class inception date	16/09/2008
Date of the first NAV	16/09/2008
Share-class reference currency	EUR
Classification	Euro zone equities
Type of shares	Accumulation and/or Distribution
ISIN code	FR0010655712
Minimum investment to the secondary market	1 Share(s)
Frequency of NAV calculation	Daily
Management fees and other administrative or operating costs	0.10%
Minimum recommended investment period	5 years
Fiscal year end	March
Primary Market Maker	BNP Paribas

## Listing data (source : Amundi)

Place	CCY	Bloomberg Ticker	Bloomberg iNAV	Reuters RIC	Reuters iNAV
Borsa Italiana	EUR	CG1 IM	INCG1	CG1.MI	INCG1=BNPP
Deutsche Boerse (Xetra)	EUR	CG1GR GY	INCG1	CG1G.DE	INCG1=BNPP
Euronext Paris	EUR	CG1 FP	INCG1	CG1.PA	INCG1=BNPP
LSE	GBP	CG1 LN	-	CG1.L	-
Bolsa Mexicana de Valores	MXN	CG1N MM	-	-	-

## Contact

## ETF Sales contact

France & Luxembourg	+33 (0)1 76 32 65 76
Germany & Austria	+49 (0) 800 111 1928
Italy	+39 02 0065 2965
Switzerland (German)	+41 44 588 99 36
Switzerland (French)	+41 22 316 01 51
United Kingdom	+44 (0) 20 7 074 9598
UNITED KINGDOM (Instit)	+44 (0) 800 260 5644
Netherlands	+31 20 794 04 79
Nordic countries	+46 8 5348 2271
Hong Kong	+65 64 39 93 50
Spain	+34 914 36 72 45

## ETF Capital Markets contact

Téléphone	+33 (0)1 76 32 19 93
Bloomberg IB Chat	Capital Markets Amundi ETF Capital Markets Amundi HK ETF

## ETF Market Makers contact

BNP Paribas	+33 (0)1 40 14 60 01
Kepler Cheuvreux	+33 (0)1 53 65 35 25

## Amundi contact

**Amundi ETF**  
90 bd Pasteur  
CS 21564  
75 730 Paris Cedex 15 - France  
**Hotline :** +33 (0)1 76 32 47 74  
info-etf@amundi.com

## Index Providers

STOXX and its licensors (the "Licensors") have no relationship to the Amundi Asset Management, other than the licensing of the Index and the related trademarks for use in connection with the Subfund. STOXX and its Licensors do not : Sponsor, endorse, sell or promote the Subfund. Recommend that any person invest in the Subfund or any other securities. Have any responsibility or liability for or make any decisions about the timing, amount or pricing of Subfund. Have any responsibility or liability for the administration, management or marketing of the Subfund. Consider the needs of the Subfund or the owners of the Subfund in determining, composing or calculating the Index or have any obligation to do so. STOXX and its Licensors will not have any liability in connection with the Subfund. Specifically, STOXX and its Licensors do not make any warranty, express or implied and disclaim any and all warranty about : The results to be obtained by the Subfund, the owner of the Subfund or any other person in connection with the use of the Index and the data included in the Index ; The accuracy or completeness of the Index and its data; The merchantability and the fitness for a particular purpose or use of the Index and its data; STOXX and its Licensors will have no liability for any errors, omissions or interruptions in the Index or its data; Under no circumstances will STOXX or its Licensors be liable for any lost profits or indirect, punitive, special or consequential damages or losses, even if STOXX or its Licensors knows that they might occur. The licensing agreement between the Asset Manager and STOXX is solely for their benefit and not for the benefit of the owners of the Subfund or any other third parties.

## Important information

The Fund has a non-measurable risk of capital loss. Past performance is no guarantee of future results and is not indicative of future performance, and the performance data do not take account of the commissions and costs incurred on the issue and redemption of units. For more details on the risks and before any investment, consult the Investor Key Information Document ("KIID") and the prospectus of this fund, available in English on request or on [amundiETF.ch](http://amundiETF.ch). Contained in this document are from sources believed to be reliable. Amundi can not guarantee its accuracy and reserves the right to modify at any time the analyzes presented above. This non-contractual document does not constitute a recommendation, a solicitation of an offer or an offer to buy or sell the fund mentioned, nor should it be interpreted as such. The transparency policy and the information on the asset mix of the funds are available on [amundiETF.com](http://amundiETF.com). The indicative net asset value is published by the stock exchanges. Units of the Funds acquired on the secondary market generally can not be directly resold to the Fund. Investors must buy and sell the units in a secondary market with the assistance of an intermediary (eg a broker) and may incur costs. Amundi Suisse SA is distributing in Switzerland and from Switzerland the collective investment schemes managed by Amundi and /or Amundi Luxembourg. In this respect, Amundi Suisse SA informs investors that it collects, from Amundi and/ or Amundi Luxembourg, a compensation under article 34 al. 2bis in the Ordinance on collective investment schemes (Ordonnance sur les placements collectifs de capitaux, OPCC). This compensation can constitute a part of the management fees stated in the prospectus. Additional information regarding the existence, nature and calculation method for the compensation received by Amundi Suisse SA within the frame of its distribution activity in Switzerland or from Switzerland may be provided upon written request to Amundi Suisse SA 6-8 rue de Candolle 1205 Genève Suisse This Fund has been authorized for distribution to non-qualified investors in or from Switzerland by the Swiss Financial Market Supervisory Authority ("FINMA"). Subscriptions in the Fund will only be accepted on the Fund's the Key Investor Information Document ("KIID") and the prospectus, or the fund's regulation as well as the annual and semi-annual financial reports that may be obtained free of charge from the Swiss Representative. Swiss Representative: CACEIS (Switzerland) SA - Route de Signy 35 - CH1260 Nyon Paying Agent in Switzerland: CACEIS Bank, Paris, Nyon branch / Switzerland - Route de Signy 35 – CH- 1260 Nyon. Only for SFDR 8 and SFDR 9 products Please note that this passively managed fund replicates an underlying index which methodology aims at providing a broad market exposure without considering ESG factors or exclusions. Therefore, you might be exposed to securities that might be involved in serious controversies, acute sustainability risks or material negative impact on sustainability factors. Please refer to the legal documentation and index methodology for full details. Should you want to consider an ESG alternative, you will find a wide range of options within our responsible investing range.

This document is designed exclusively for institutional, professional, qualified or sophisticated investors and distributors. It is not meant for the general public or private clients of any jurisdiction or those qualified as 'US Persons'. Approved investors in regard to the European Union are those which are defined as "Professional" investors in Directive 2004/39/EC of 21 April 2004 "MiFID" or, as the case may be, as defined under each local legislation and, insofar as the offer in Switzerland is concerned, "qualified investors" as set forth in the federal Law on Collective Investments (LPCC), the Ordinance on collective investments of 22 November 2006 (OPCC) and the FINMA 08/8 Circular regarding the legislation on collective investments of 20 November 2008. This document shall not, under any circumstance, be sent within the European Union to non "Professional" investors as defined by the MFI or under each local legislation, or in Switzerland to those investors which are not defined as "qualified investors" in the applicable law and regulations.