

Amundi Euro Government Bond 0-6 M UCITS ETF Acc

FACTSHEET

Marketing
Communication

30/11/2025

BOND

Key Information (Source: Amundi)

Net Asset Value (NAV) : **125.23 (EUR)**

NAV and AUM as of : **28/11/2025**

Assets Under Management (AUM) :
728.34 (million EUR)

ISIN code : **FR0010754200**

Replication type : **Physical**

Benchmark :

100% FTSE EUROZONE GOVERNMENT BILL 0-6 MONTH CAPPED

Objective and Investment Policy

Amundi ETF Govies 0-6 Months Euro Investment Grade UCITS ETF DR aims to closely replicate the performance of the FTSE MTS Eurozone Government Bill 0-6 Month Capped Index, coupons reinvested (Total Return), in Euros, whether the market trend is rising or falling.

Risk Indicator (Source : Fund Admin)



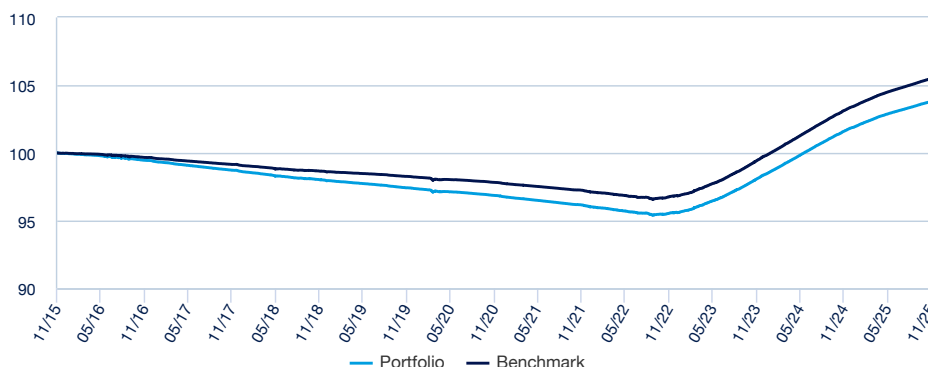
Lower Risk

Higher Risk

The SRI represents the risk and return profile as presented in the Key Information Document (KID). The lowest category does not imply that there is no risk. The SRI is not guaranteed and may change over time. The risk indicator assumes you keep the product for 1 year. The summary risk indicator is a guide to the level of risk of this product compared to other products. It shows how likely it is that the product will lose money because of movement in the markets or because we are not able to pay you.

Returns (Source: Fund Admin) - Past performance does not predict future returns

Performances from 30/11/2015 to 28/11/2025 (Source : Fund Admin)



Cumulative returns* (Source: Fund Admin)

	YTD	1 month	3 months	1 year	3 years	5 years	Since
Since	31/12/2024	31/10/2025	29/08/2025	29/11/2024	30/11/2022	30/11/2020	22/06/2009
Portfolio	1.92%	0.14%	0.45%	2.17%	8.65%	7.17%	6.38%
Benchmark	2.04%	0.15%	0.48%	2.30%	9.04%	7.85%	9.40%
Spread	-0.12%	-0.01%	-0.03%	-0.13%	-0.39%	-0.68%	-3.03%

Calendar year performance* (Source: Fund Admin)

	2024	2023	2022	2021	2020	2019	2018	2017	2016	2015
Portfolio	3.53%	2.89%	-0.46%	-0.75%	-0.60%	-0.58%	-0.72%	-0.76%	-0.55%	-0.26%
Benchmark	3.65%	2.99%	-0.29%	-0.64%	-0.47%	-0.38%	-0.51%	-0.54%	-0.33%	-0.05%
Spread	-0.12%	-0.11%	-0.17%	-0.11%	-0.14%	-0.20%	-0.21%	-0.21%	-0.21%	-0.22%

* Source : Amundi. The above cover complete periods of 12 months for each calendar year. **Past performance is no predictor of current and future results and does not guarantee future yield**. Any losses or gains do not take into consideration any costs, commissions and fees incurred by the investor in the issue and buyout of the shares (e.g. taxes, brokerage fees or other commissions deducted by the financial intermediary). If performance is calculated in a currency other than the euro, any losses or gains generated can thereby be affected by exchange rate fluctuations (both upward and downward). The discrepancy accounts for the performance difference between the portfolio and the index.

Risk indicators (Source: Fund Admin)

	1 year	3 years	Inception to date *
Portfolio volatility	0.07%	0.14%	0.22%
Benchmark volatility	0.07%	0.13%	0.22%
Ex-post Tracking Error	0.03%	0.03%	0.03%
Sharpe ratio	-2.28	-2.11	-0.62

* Volatility is a statistical indicator that measures an asset's variations around its average value. For example, market variations of +/- 1.5% per day correspond to a volatility of 25% per year. The higher the volatility, the higher the risk. The Tracking Error indicator measures the performance's difference between the fund and the benchmark

BOND

Meet the Team

**Stéphanie Pless**

Head of Fixed Income Index Management

**Olivier Chatelot**

Lead Portfolio Manager

**Fabrice Degni Yace**

Co-Portfolio Manager

Portfolio Data (Source: Amundi)

Information (Source: Amundi)

Asset class : **Bond**
 Exposure : **Eurozone**
 Benchmark index currency : **EUR**
 Holdings : **50**

Portfolio Indicators (Source: Fund Admin)

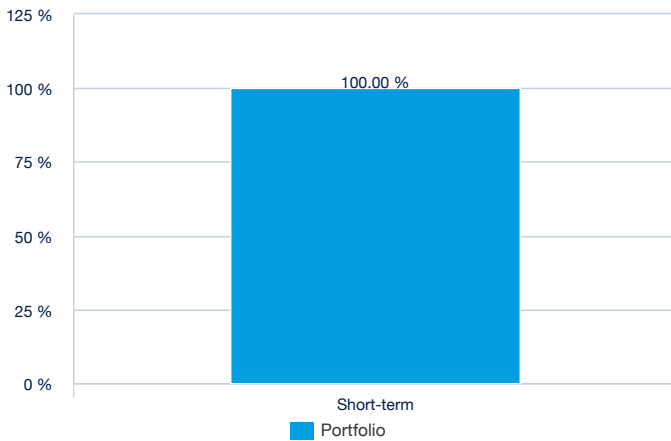
	Portfolio
Modified duration ¹	0.23
Average rating ²	A
Yield To Maturity	2.02%

¹ Modified duration (in points) estimates a bond portfolio's percentage price change for 1% change in yield

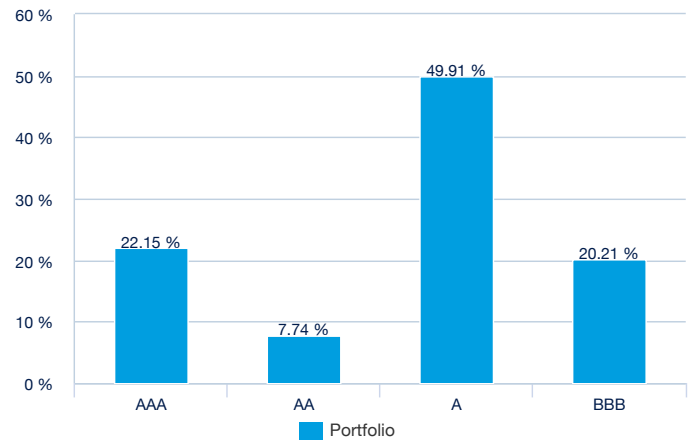
² Based on cash bonds and CDS but excludes other types of derivatives

Portfolio Breakdown (Source: Amundi)

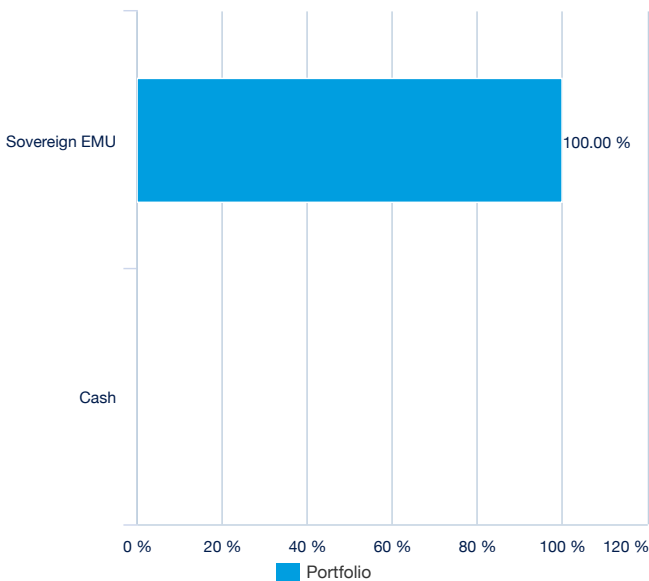
By maturity (Source: Amundi)



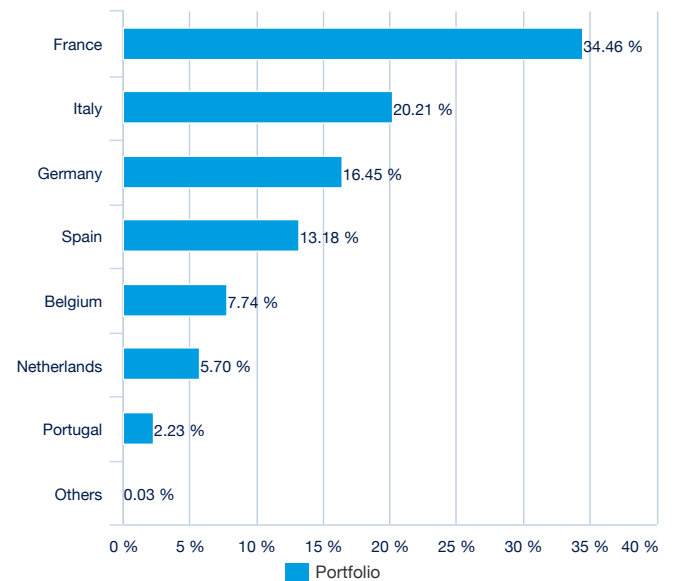
By rating (source : Amundi)



By issuer (Source: Amundi)



By country (source : Amundi)



BOND

Principal characteristics (Source : Amundi)

Fund structure	Mutual Fund (FCP) under French law
UCITS compliant	UCITS
Management Company	Amundi Asset Management
Administrator	CACEIS Fund Administration France
Custodian	CACEIS Bank
Independent auditor	Deloitte & Associés
Share-class inception date	22/06/2009
Date of the first NAV	22/06/2009
Share-class reference currency	EUR
Classification	Bonds & Euro debt securities
Type of shares	Accumulation
ISIN code	FR0010754200
Minimum investment to the secondary market	1 Share(s)
Frequency of NAV calculation	Daily
Management fees and other administrative or operating costs	0.14%
Minimum recommended investment period	1 year
Fiscal year end	June
Primary Market Maker	SGCIB

Listing data (source : Amundi)

Place	CCY	Bloomberg Ticker	Bloomberg iNAV	Reuters RIC	Reuters iNAV
Nyse Euronext Paris	EUR	C3M FP	INC3M	C3M.PA	INC3MINAV.PA
Deutsche Börse	EUR	C3MGR GY	INC3M	C3M.DE	INC3MINAV.PA
Borsa Italiana	EUR	C3M IM	INC3M	C3M.MI	INC3MINAV.PA

Contact

ETF Sales contact

France & Luxembourg	+33 (0)1 76 32 65 76
Germany & Austria	+49 (0) 800 111 1928
Italy	+39 02 0065 2965
Switzerland (German)	+41 44 588 99 36
Switzerland (French)	+41 22 316 01 51
United Kingdom	+44 (0) 20 7 074 9598
UNITED KINGDOM (Instit)	+44 (0) 800 260 5644
Netherlands	+31 20 794 04 79
Nordic countries	+46 8 5348 2271
Hong Kong	+65 64 39 93 50
Spain	+34 914 36 72 45

ETF Capital Markets contact

Téléphone	+33 (0)1 76 32 19 93
Bloomberg IB Chat	Capital Markets Amundi ETF Capital Markets Amundi HK ETF

ETF Market Makers contact

SG CIB	+33 (0)1 42 13 38 63
BNP Paribas	+44 (0) 207 595 1844

Amundi contact

Amundi ETF
90 bd Pasteur
CS 21564
75 730 Paris Cedex 15 - France
Hotline : +33 (0)1 76 32 47 74
info-etf@amundi.com

Index Providers

THE AMUNDI SUBFUND IS NOT IN ANY WAY SPONSORED, ENDORSED, SOLD OR PROMOTED BY FTSE INTERNATIONAL LIMITED ("FTSE") OR BY THE LONDON STOCK EXCHANGE PLC (THE "EXCHANGE") OR BY THE FINANCIAL TIMES LIMITED ("FT") (TOGETHER THE "LICENSOR PARTIES") AND NONE OF THE LICENSOR PARTIES MAKE ANY WARRANTY OR REPRESENTATION WHATSOEVER, EXPRESSLY OR IMPLIEDLY, EITHER AS TO THE RESULTS TO BE OBTAINED FROM THE USE OF THE FTSE EPRA/NAREIT DEVELOPED INDEX (THE "INDEX") AND/OR THE FIGURE AT WHICH THE SAID INDEX STANDS AT ANY PARTICULAR TIME ON ANY PARTICULAR DAY OR OTHERWISE. THE INDEX IS COMPILED AND CALCULATED BY FTSE. NONE OF THE LICENSOR PARTIES SHALL BE LIABLE (WHETHER IN NEGLIGENCE OR OTHERWISE) TO ANY PERSON FOR ANY ERROR IN THE INDEX AND NONE OF THE LICENSOR PARTIES SHALL BE UNDER ANY OBLIGATION TO ADVISE ANY PERSON OF ANY ERROR THEREIN. "FTSE®", "FT-SE®", "FOOTSIE®", "FTSE4GOOD®" AND "TECHMARK®" ARE TRADE MARKS OF THE EXCHANGE AND THE FT AND ARE USED BY FTSE UNDER LICENCE. "ALL-WORLD®", "ALL-SHARE®" AND "ALL-SMALL®" ARE TRADEMARKS OF FTSE.

Important information

The Fund has a non-measurable risk of capital loss. Past performance is no guarantee of future results and is not indicative of future performance, and the performance data do not take account of the commissions and costs incurred on the issue and redemption of units. For more details on the risks and before any investment, consult the Investor Key Information Document ("KIID") and the prospectus of this fund, available in English on request or on amundi.ch. Contained in this document are from sources believed to be reliable. Amundi can not guarantee its accuracy and reserves the right to modify at any time the analyzes presented above. This non-contractual document does not constitute a recommendation, a solicitation of an offer or an offer to buy or sell the fund mentioned, nor should it be interpreted as such. The transparency policy and the information on the asset mix of the funds are available on amundi.ch. The indicative net asset value is published by the stock exchanges. Units of the Funds acquired on the secondary market generally can not be directly resold to the Fund. Investors must buy and sell the units in a secondary market with the assistance of an intermediary (eg a broker) and may incur costs. Amundi Suisse SA is distributing in Switzerland and from Switzerland the collective investment schemes managed by Amundi and /or Amundi Luxembourg. In this respect, Amundi Suisse SA informs investors that it collects, from Amundi and/ or Amundi Luxembourg, a compensation under article 34 al. 2bis in the Ordinance on collective investment schemes (Ordonnance sur les placements collectifs de capitaux, OPCC). This compensation can constitute a part of the management fees stated in the prospectus. Additional information regarding the existence, nature and calculation method for the compensation received by Amundi Suisse SA within the frame of its distribution activity in Switzerland or from Switzerland may be provided upon written request to Amundi Suisse SA 6-8 rue de Candolle 1205 Genève Suisse This Fund has been authorized for distribution to non-qualified investors in or from Switzerland by the Swiss Financial Market Supervisory Authority ("FINMA"). Subscriptions in the Fund will only be accepted on the Fund's the Key Investor Information Document ("KIID") and the prospectus, or the fund's regulation as well as the annual and semi-annual financial reports that may be obtained free of charge from the Swiss Representative. Swiss Representative: CACEIS (Switzerland) SA - Route de Signy 35 - CH1260 Nyon Paying Agent in Switzerland: CACEIS Bank, Paris, Nyon branch / Switzerland - Route de Signy 35 – CH- 1260 Nyon. Only for SFDR 8 and SFDR 9 products Please note that this passively managed fund replicates an underlying index which methodology aims at providing a broad market exposure without considering ESG factors or exclusions. Therefore, you might be exposed to securities that might be involved in serious controversies, acute sustainability risks or material negative impact on sustainability factors. Please refer to the legal documentation and index methodology for full details. Should you want to consider an ESG alternative, you will find a wide range of options within our responsible investing range.

This document is designed exclusively for institutional, professional, qualified or sophisticated investors and distributors. It is not meant for the general public or private clients of any jurisdiction or those qualified as 'US Persons'. Approved investors in regard to the European Union are those which are defined as "Professional" investors in Directive 2004/39/EC of 21 April 2004 "MiFID" or, as the case may be, as defined under each local legislation and, insofar as the offer in Switzerland is concerned, "qualified investors" as set forth in the federal Law on Collective Investments (LPCC), the Ordinance on collective investments of 22 November 2006 (OPCC) and the FINMA 08/8 Circular regarding the legislation on collective investments of 20 November 2008. This document shall not, under any circumstance, be sent within the European Union to non "Professional" investors as defined by the MFI or under each local legislation, or in Switzerland to those investors which are not defined as "qualified investors" in the applicable law and regulations.